



Delta State Government

BUDGET PERFORMANCE REPORT

**FOR FOURTH QUARTER ENDED 31ST
DECEMBER, 2023.**

Published on 26TH January, 2024

Contents

1	Summary of Performance	2
1.A	Introduction	2
1.B	Revenue Performance	2
1.C	Recurrent Expenditure Performance	3
1.D	Capital Expenditure Performance	4
1.E	Conclusions	4
2	Budget Reports	5
2.A	Summary	5
Table 2: Total Revenue by Administrative Classification		6
2.B	Revenue by Economic Classification	9
2.C	Expenditure by Administrative Classification	13
2.D	Expenditure by Economic Classification	36
2.E	Table 9: Total Expenditure by Economic Classification	36
2.F	Expenditure by Function	44
2.G	Table 10: Total Expenditure by Function	44

List of Reports

Table 1: Budget Summary	5
Table 2: Total Revenue by Administrative Classification	6
Table 3: Total Revenue by Economic Classification	9
Table 4: Total Expenditure by Administrative Classification	13
Table 5: Personnel Expenditure by Administrative Classification	19
Table 6: Overhead Expenditure by Administrative Classification	23
Table 7: Capital Expenditure by Administrative Classification	27
Table 8: Other Expenditure by Administrative Classification	28
Table 9: Total Expenditure by Economic Classification	36
Table 10: Total Expenditure by Function	44
Table 11: Personnel Expenditure by Function	47
Table 12: Overhead Expenditure by Function	51
Table 13: Capital Expenditure by Function	54
Table 14: Other Expenditure by Function	56

1 Summary of Performance

1.A Introduction

This Budget Performance/implementation Report for Delta State is prepared quarterly, and issued within 4 weeks from the end of each quarter.

This report includes, the original and final approved budget appropriation for the year 2023 against each organizational unit for each of the core economic classification of expenditures (Personnel, Overheads, Capital, and Others); the actual expenditures for the quarter Q4, attributed to each organizational unit, as well as the cumulative expenditures for year to date, and balances against each of the revenue and expenditure appropriations.

This Q4 report is assessed against the 2023 Original budget and final budget.

The core economic classifications refer to:

- Personnel – Economic Sub-Account Type 21
- Overheads - Economic Account Class 22
- Capital - Economic Sub-Account Type 23
- Others - Economic Account Classes 2203-2209 as applicable (which includes Loan service, and Regular Subventions and Grant)

This Budget Performance and implementation Report is produced by the Office of the Accountant General, and published on the Delta State website (www.deltastate.gov.ng).

1.B Revenue Performance

The Revenue Performance for the fourth quarter year-to date 2023 was

110.3% of the Budgeted Revenue for both Government share of Federation Account, that is, Statutory Allocation, Mineral Revenue (i.e., Oil and Gas Revenue) and the State Independent Revenue (i.e., Internally Generated Revenue (IGR)). The individual Revenue Performance, Government share of Federation Account was 111.0% year-to date while Independent Revenue had a 106.7% performance. There are some IGR codes that were not budgeted for but revenues were collected during the first to fourth quarter of the year. These IGR Revenue have been provided for through the approved supplementary budget in fourth quarter 2023 (see the Last table in this report). In relation to FAAC Revenue, it was projected during the year that oil

production and prices will maintain a steady growth, however, the Russia-Ukraine war as well as the Gaza War has marginally increased the market price of crude oil to an average of \$79.88 dollar par barrel. This has enhanced the revenue from the oil sector and the refund of 13% Derivation and Subsidies to the State has ultimately resulted to the performance of actual FAAC being more than the budgeted in the fourth quarter of the year. The continued peace in the Niger-Delta and the contracting of the pipeline security surveillance to private security companies will play a major role in the steady flow and production of crude oil in the State. The Federal Government renewed policies of removal of subsidies in major petroleum products and harmonization of Central Bank exchange rate with the Import & Export (I & E) window will help spur increase in economic activities which will in turn increase FAAC revenue accruing to States. The State Government has continued to increase its Investments in the Gas sector during the previous quarter by acquiring additional 3% stake in UTME Floating Gas Refinery making it a total of 8%, this is expected to boost the State revenue from the gas sector. In relation to Internally Generated Revenue (IGR), the State has continued to be aggressive in its IGR tax drive by using various task forces and has continued to expand its tax base of the informal sector and also the enumeration of buildings connected to the national grid in major cities through the phase 2 of the World Bank SFTAS programme when put on stream it will help to increase the IGR. The increased incentive and ease of doing business initiative from the State Government will help to attract Foreign Direct Investment (FDI) and the fast completion of Kwale Agro-Industrial Park and other industrial parts in the State will spur the increase in the State IGR through increase in PAYE and other direct and indirect tax collections.

1.C Recurrent Expenditure Performance

The overall Recurrent Expenditure had 116.30% Q4 year-to date performance as against the approved budget for year 2023. Overhead expenditure had 77.9% Budget Performance and this is as a result of increase in security activities (as the quarter was characterized with increased kidnappings and Terrorist activities) and massive renovation and maintenance works on infrastructures around major cities in the State, while Other Recurrent Expenditure (excluding 2201) which includes, Social Benefit, Social Contribution and Grants (including Local Government share of IGR) had 125.0% Performance Rate for fourth quarter year-to-date, 2023; other overhead which include Debt Service charges performed at 199.5% the excess expenditure is as a result of additional Loan facilities acquired during the end of last fiscal year and the additional loan acquired during the first and second quarter year. Social Benefit performed at 97.3% and Social Contribution performed at 132.8% respectively. Personnel cost has a performance rate of 104.6%.

1.D Capital Expenditure Performance

Capital Expenditure budget performance for fourth quarter year to date stood at 75.2% of the annual capital budget. This shows a moderate performance of capital expenditure activities for fourth quarter 2023.

1.E Conclusions

The overall fourth quarter budget performance execution report is impressive. His Excellency the Governor; has continued to assure Deltans of even distribution of the dividend of democracy especially infrastructural development and to ensure he delivers on the 2023 budget titled: ***Budget of seamless and stable transition*** as passed by the House and assented by him in line with the Governors **M.O.R.E.** agenda, banking on the continuous peace presently enjoyed by Deltans especially in the oil producing communities of the State and the increase in the tax bases of the independent revenue sources of the State as well as increase in the Investment activities of the State, this will ensure that these promises are kept.

2 Budget Reports

2.A Summary

Table 1: Budget Summary

Delta State Government 2023 Q4 Budget Performance Report - Summary

Item	2023 Original Budget	2023 Final Budget	2023 Q4 Performance	2023 Performance Year to Date (Q1-Q4)	% Performance Year to Date against 2023 Final Budget	Balance (against Final Budget)
Opening Balance	10,000,000,000.00	10,000,000,000.00	-	27,093,450,758.18	270.9%	- 17,093,450,758.18
Recurrent Revenue	481,488,472,032.00	651,517,791,304.00	213,794,910,194.05	718,697,085,181.99	110.3%	- 67,179,293,877.99
11 - GOVERNMENT SHARE OF FAAC (STATUTORY REVENUE)	386,488,472,032.00	546,466,259,286.00	189,337,830,392.31	606,639,391,404.55	111.0%	- 60,173,132,118.55
12 - INDEPENDENT REVENUE	95,000,000,000.00	105,051,532,018.00	24,457,079,801.74	112,057,693,777.44	106.7%	- 7,006,161,759.44
Recurrent Expenditure	235,508,340,100.90	287,988,357,122.16	73,597,827,361.53	334,929,552,918.30	116.3%	- 46,941,195,796.14
21 - PERSONNEL COST (INCLUDING 2201 WHERE APPROPRIATE)	104,300,888,252.00	122,657,630,227.00	32,373,508,552.66	128,260,799,743.94	104.6%	- 5,603,169,516.94
22 - OTHER RECURRENT COSTS (EXCLUDING 2201)	131,207,451,848.90	165,330,726,895.16	41,224,318,808.87	206,668,753,174.36	125.0%	- 41,338,026,279.20
<i>Breakdown of Other Recurrent Costs</i>						
2202 - OVERHEAD COST	72,561,395,998.40	101,263,973,294.66	24,244,803,611.25	78,845,188,539.72	77.9%	22,418,784,754.94
OTHER RECURRENT (2203-2208)	58,646,055,850.50	64,066,753,600.50	16,979,515,197.62	127,823,564,634.65	199.5%	- 63,756,811,034.15
Transfer to Capital Account	255,980,131,931.10	373,529,434,181.84	140,197,082,832.52	410,860,983,021.87	110.0%	- 37,331,548,840.03
Other Receipts	80,148,438,959.00	148,307,297,547.00	6,386,745,015.64	82,872,410,615.64	55.9%	65,434,886,931.36
13 - AID AND GRANTS	28,594,000,000.00	28,594,000,000.00	-	4,265,665,600.00	14.9%	24,328,334,400.00
14 - CAPITAL DEVELOPMENT FUND (CDF) RECEIPTS	51,554,438,959.00	119,713,297,547.00	6,386,745,015.64	78,606,745,015.64	65.7%	41,106,552,531.36
Capital Expenditure	336,128,570,890.10	521,836,731,728.84	118,009,990,512.22	392,408,414,930.69	75.2%	129,428,316,798.15
23 - CAPITAL EXPENDITURE	336,128,570,890.10	521,836,731,728.84	118,009,990,512.22	392,408,414,930.69	75.2%	129,428,316,798.15
Total Revenue (including OB)	571,636,910,991.00	809,825,088,851.00	220,181,655,209.69	828,662,946,555.81	102.3%	- 18,837,857,704.81
Total Expenditure	571,636,910,991.00	809,825,088,851.00	191,607,817,873.75	727,337,967,848.99	89.8%	82,487,121,002.01
Closing Balance	-	-	28,573,837,335.94	101,324,978,706.82		- 101,324,978,706.82

Table 2: Total Revenue by Administrative Classification**Delta State Government Budget Performance Report 2023 Q4 - Total Revenue by Administrative Classification**

Code	Administrative Unit	2023 Original Budget	2023 Final Budget	2023 Q4 Performance	2023 Performance Year to Date (Q1-Q4)	% Performance Year to Date against 2023 Final Budget	Balance (against Final Budget)
	Total Revenue	561,636,910,991.00	799,825,088,851.00	220,181,655,209.69	801,569,495,797.63	100.2%	-1,744,406,946.63
01000000000	Administration Sector	1,247,135,865.43	1,247,135,865.43	5,352,243.97	35,606,819.63	2.9%	1,211,529,045.80
01110000000	Governor's Office	540,901,310.57	540,901,310.57	4,141,000.00	31,850,975.66	5.9%	509,050,334.91
011100100100	Government House & Protocol (GHP)	9,134,399.32	9,134,399.32	506,000.00	2,749,000.00	30.1%	6,385,399.32
011100100300	Delta State Tenders Board	274,000,000.00	274,000,000.00	-	-	0.0%	274,000,000.00
011100500100	Directorate of Sustainable Development Goals- SDG	9,091,358.66	9,091,358.66	-	-	0.0%	9,091,358.66
011100700100	Delta State Signage and Advertising Agency (DESAA)	84,458,313.02	84,458,313.02	632,000.00	20,888,775.66	24.7%	63,569,537.36
011101200100	Asaba International Airport	3,098,243.00	3,098,243.00	-	-	0.0%	3,098,243.00
011101300100	Office of the Executive Assistant AT & P	-	-	-	8,200.00	-	8,200.00
011102500100	Direct Labour Agency	102,550,000.00	102,550,000.00	-	-	0.0%	102,550,000.00
011104500100	Delta State Pension Bureau	12,134,399.31	12,134,399.31	-	-	0.0%	12,134,399.31
011105600100	Delta State Fire Service Command	46,303,597.26	46,303,597.26	3,003,000.00	8,205,000.00	17.7%	38,098,597.26
011110800900	Delta State Local Content Agency	131,000.00	131,000.00	-	-	0.0%	131,000.00
01610000000	Secretary to the State Government	6,047,672.26	6,047,672.26	-	-	0.0%	6,047,672.26
016100100100	Secretary to the State Government Headquarters	6,047,672.26	6,047,672.26	-	-	0.0%	6,047,672.26
01230000000	Ministry of Information	544,758,191.70	544,758,191.70	25,000.00	131,000.00	0.0%	544,627,191.70
012300100100	Ministry of Information	544,758,191.70	544,758,191.70	25,000.00	131,000.00	0.0%	544,627,191.70
01250000000	Office of the Head of Service	1,549,936.29	1,549,936.29	913,409.64	1,268,009.64	81.8%	281,926.65
012500100100	Office of the Head of Service	-	-	19,259.64	19,259.64	-	19,259.64
012500500100	Directorate of Establishment & Pension	1,549,936.29	1,549,936.29	894,150.00	1,248,750.00	80.6%	301,186.29
01400000000	Office of the Auditor General State	152,618,207.50	152,618,207.50	272,834.33	2,356,834.33	1.5%	150,261,373.17
014000100100	Office of the Auditor General State	152,618,207.50	152,618,207.50	272,834.33	2,356,834.33	1.5%	150,261,373.17
01480000000	Delta State Independent Electoral Commission	1,260,547.11	1,260,547.11	-	-	0.0%	1,260,547.11
014800100100	Delta State Independent Electoral Commission	1,260,547.11	1,260,547.11	-	-	0.0%	1,260,547.11
02000000000	Economic Sector	543,847,249,931.72	782,035,427,791.72	220,030,025,470.38	786,415,094,366.62	100.6%	- 4,379,666,574.90
02150000000	Ministry of Agriculture & Natural Resources	509,188,897.06	509,188,897.06	4,588,770.00	160,456,007.86	31.5%	348,732,889.20
021500100100	Ministry of Agriculture & Natural Resources	509,188,897.06	509,188,897.06	4,588,770.00	160,456,007.86	31.5%	348,732,889.20
02200000000	Ministry of Finance	539,537,446,761.66	777,725,624,621.66	219,818,881,023.44	784,404,454,779.72	100.9%	- 6,678,830,158.06
022000100100	Ministry of Finance	466,681,080,333.26	694,817,726,175.26	195,724,818,407.95	689,860,628,566.63	99.3%	4,957,097,608.63
022000700100	Office of the Accountant General	300,189.02	300,189.02	1,508,689.02	8,906,369,611.00	2966920.5%	- 8,906,069,421.98
022000800100	Delta State Internal Revenue Service	72,856,066,239.38	82,907,598,257.38	24,092,553,926.47	85,637,456,602.09	103.3%	- 2,729,858,344.71
02220000000	Ministry of Trade and Investment	592,956,697.48	592,956,697.48	27,662,800.00	59,214,100.00	10.0%	533,742,597.48
022200100100	Ministry of Trade and Investment	592,956,697.48	592,956,697.48	27,662,800.00	59,214,100.00	10.0%	533,742,597.48
02280000000	Directorate of Science and Technology	11,000,000.00	11,000,000.00	-	600,000.00	5.5%	10,400,000.00
022800100100	Directorate of Science and Technology	11,000,000.00	11,000,000.00	-	600,000.00	5.5%	10,400,000.00
02290000000	Directorate of Transport	663,458,946.29	663,458,946.29	22,078,580.15	115,720,090.00	17.4%	547,738,856.29
022900100100	Directorate of Transport	558,998,646.29	558,998,646.29	22,053,580.15	109,084,803.46	19.5%	449,913,842.83
022905300100	Delta State Traffic Management Authority (DESTMA)	104,460,300.00	104,460,300.00	25,000.00	6,635,286.54	6.4%	97,825,013.46

02310000000	Ministry Of Energy	576,428,856.87	576,428,856.87	-	-	0.0%	576,428,856.87
023100100100	Ministry of Energy	576,428,856.87	576,428,856.87	-	-	0.0%	576,428,856.87
02320000000	Ministry of Oil and Gas	12,931,572.00	12,931,572.00	4,915,000.00	16,655,000.00	128.8%	- 3,723,428.00
023200100100	Ministry of Oil and Gas	12,931,572.00	12,931,572.00	4,915,000.00	16,655,000.00	128.8%	- 3,723,428.00
02340000000	Ministry of Works	-	-	28,725,000.00	248,128,300.00		- 248,128,300.00
023400100100	Ministry of Works Hqtrs	-	-	28,725,000.00	248,128,300.00		- 248,128,300.00
02360000000	Directorate of Culture and Tourism	49,447,390.83	49,447,390.83	4,647,000.00	67,347,000.00	136.2%	- 17,899,609.17
023600100100	Directorate of Culture and Tourism	49,447,390.83	49,447,390.83	4,647,000.00	67,347,000.00	136.2%	- 17,899,609.17
02520000000	Ministry of Water Resources	220,000.00	220,000.00	3,512,043.13	4,463,716.33	2029.0%	- 4,243,716.33
025200100100	Ministry of Water Resources	220,000.00	220,000.00	3,512,043.13	4,463,716.33	2029.0%	- 4,243,716.33
02530000000	Ministry of Housing	-	-	1,365,000.00	1,372,300.00		- 1,372,300.00
025300100100	Ministry of Housing	-	-	1,365,000.00	1,372,300.00		- 1,372,300.00
02600000000	Ministry of Lands, Survey & Urban Development	357,701,674.66	357,701,674.66	6,361,277.16	1,229,394,096.21	343.7%	- 871,692,421.55
026000100100	Ministry of Lands, Survey & Urban Development	322,245,705.66	322,245,705.66	6,361,277.16	1,229,394,096.21	381.5%	- 907,148,390.55
026005500100	Office of the Surveyor General	35,455,969.00	35,455,969.00	-	-	0.0%	35,455,969.00
02540000000	Ministry of Urban Renewal	1,536,469,134.87	1,536,469,134.87	107,288,976.50	107,288,976.50	7.0%	1,429,180,158.37
025400100100	Ministry of Urban Renewal	1,504,800,085.00	1,504,800,085.00	107,288,976.50	107,288,976.50	7.1%	1,397,511,108.50
025400200100	Urban and Regional Planning Board	31,669,049.87	31,669,049.87	-	-	0.0%	31,669,049.87
03000000000	Law and Justice Sector	509,221,735.34	509,221,735.34	94,811,005.34	426,035,346.49	83.7%	83,186,388.85
03180000000	Judiciary Service Commission	496,828,409.34	496,828,409.34	94,811,005.34	425,855,346.49	85.7%	70,973,062.85
031805100100	High Court of Justice	282,418,352.15	282,418,352.15	59,472,395.15	276,646,405.59	98.0%	5,771,946.56
031805200100	Customary Court of Appeal	214,410,057.19	214,410,057.19	35,338,610.19	149,208,940.90	69.6%	65,201,116.29
03260000000	Ministry of Justice	12,393,326.00	12,393,326.00	-	180,000.00	1.5%	12,213,326.00
032600100100	Ministry of Justice	12,393,326.00	12,393,326.00	-	180,000.00	1.5%	12,213,326.00
04000000000	Regional Sector	6,443,517.74	6,443,517.74	-	50,000.00	0.8%	6,393,517.74
04370000000	Delta State Development Agencies	6,443,517.74	6,443,517.74	-	50,000.00	0.8%	6,393,517.74
043700100100	Delta State Capital Territory Development Agency	6,443,517.74	6,443,517.74	-	50,000.00	0.8%	6,393,517.74
05000000000	Social Sector	16,026,859,940.77	16,026,859,940.77	51,466,490.00	14,692,709,264.89	91.7%	1,334,150,675.88
05130000000	Ministry of Youth Development	4,766,900.33	4,766,900.33	1,095,000.00	2,501,500.00	52.5%	2,265,400.33
051300100100	Ministry of Youth Development	4,766,900.33	4,766,900.33	1,095,000.00	2,501,500.00	52.5%	2,265,400.33
05140000000	Ministry of Women Affairs, Community and Social	27,201,077.15	27,201,077.15	1,255,500.00	11,393,970.00	41.9%	15,807,107.15
051400100100	Ministry of Women Affairs and Social Development	27,201,077.15	27,201,077.15	1,255,500.00	11,393,970.00	41.9%	15,807,107.15
05170000000	Ministry of Secondary Education	752,669,238.91	752,669,238.91	16,214,000.00	208,530,830.55	27.7%	544,138,408.36
051700100100	Ministry of Secondary Education	752,669,238.91	752,669,238.91	16,214,000.00	208,460,830.55	27.7%	544,208,408.36
051701000100	Agency for Adult & Non-Formal Education	-	-	-	70,000.00		- 70,000.00
05640000000	Ministry of Higher Education	13,180,056,553.72	13,180,056,553.72	1,150,000.00	12,881,353,754.32	97.7%	298,702,799.40
056400100100	Ministry of Higher Education	13,180,056,553.72	13,180,056,553.72	1,150,000.00	6,490,777,481.46	49.2%	6,689,279,072.26

056402100100	Delta State University	-	-	-	3,962,008,748.00	-	3,962,008,748.00
056400800200	Delta State University of Science and Technology, Ozoro	-	-	-	548,405,600.00	-	548,405,600.00
056402100500	Delta State Polytechnic, Ogwashi-Uku	-	-	-	478,280,067.00	-	478,280,067.00
056402100600	Delta State Polytechnic, Oghara	-	-	-	127,317,106.99	-	127,317,106.99
056402100700	College of Education, Warri	-	-	-	163,300,560.00	-	163,300,560.00
056402100800	University of Delta, Agbor	-	-	-	798,300,259.87	-	798,300,259.87
056402100900	College of Education, Mosogar	-	-	-	46,994,356.00	-	46,994,356.00
056402101000	Institute of Continuing Education, Asaba	-	-	-	49,203,700.00	-	49,203,700.00
056405600200	Dennis Osadebay University, Asaba	-	-	-	196,893,775.00	-	196,893,775.00
056405600300	Delta State School of Marine Tech. Burutu	-	-	-	19,872,100.00	-	19,872,100.00
056500000000	Ministry of Technical Education	44,500,000.00	44,500,000.00	-	-	0.0%	44,500,000.00
056500100100	Ministry of Technical Education	44,500,000.00	44,500,000.00	-	-	0.0%	44,500,000.00
052100000000	Ministry of Health	1,082,563,255.99	1,082,563,255.99	6,853,590.00	1,522,144,510.02	140.6%	- 439,581,254.03
052100100100	Ministry of Health	1,082,563,255.99	1,082,563,255.99	6,853,590.00	74,591,047.00	6.9%	1,007,972,208.99
052100800100	Hospital Management Board (HMB)	-	-	-	1,447,553,463.02	-	- 1,447,553,463.02
053500000000	Ministry of Environment	921,450,131.70	921,450,131.70	24,773,400.00	64,499,700.00	7.0%	856,950,431.70
053500100100	Ministry of Environment	898,240,110.07	898,240,110.07	16,718,400.00	43,742,200.00	4.9%	854,497,910.07
053501600100	Delta State Environmental Protection Agency	23,210,021.63	23,210,021.63	5,125,000.00	14,322,500.00	61.7%	8,887,521.63
053505300100	Delta State Waste Management Board	-	-	2,930,000.00	6,435,000.00	-	- 6,435,000.00
053900000000	Delta State Sports Commission	13,652,782.97	13,652,782.97	-	-	0.0%	13,652,782.97
053900100100	Delta State Sports Commission	13,652,782.97	13,652,782.97	-	-	0.0%	13,652,782.97
055100000000	Local Government and Chieftaincy	-	-	125,000.00	2,285,000.00	-	- 2,285,000.00
055100100100	Directorate of Local Government	-	-	-	1,070,000.00	-	- 1,070,000.00
055100200100	Directorate of Chieftaincy Affairs	-	-	125,000.00	1,215,000.00	-	- 1,215,000.00

2.B Revenue by Economic Classification

Table 3: Total Revenue by Economic Classification

Delta State Government Budget Performance Report 2023 Q4 - Total Revenue by Economic Classification

Code	Economic	2023 Original Budget	2023 Final Budget	2023 Q4 Performance	2023 Performance Year to Date (Q1-Q4)	% Performance Year to Date against 2023 Final Budget	Balance (against Final Budget)
1	REVENUE	561,636,910,991.00	799,825,088,851.00	220,181,655,209.69	801,569,495,797.63	100.2%	- 1,744,406,946.63
11	GOVERNMENT SHARE OF FAAC (STATUTORY REVENUE)	386,488,472,032.00	546,466,259,286.00	189,337,830,392.31	606,639,391,404.55	111.0%	- 60,173,132,118.55
1101	GOVERNMENT SHARE OF FAAC (STATUTORY REVENUE)	386,488,472,032.00	546,466,259,286.00	189,337,830,392.31	606,639,391,404.55	111.0%	- 60,173,132,118.55
110101	GOVERNMENT SHARE OF FAAC	307,996,119,852.00	455,446,231,541.00	111,059,769,181.11	405,649,543,263.08	89.1%	49,796,688,277.92
11010101	STATUTORY ALLOCATION	98,558,758,352.64	98,558,758,352.64	48,921,527,448.42	74,202,239,430.00	75.3%	24,356,518,922.64
11010104	OIL/GAS DERIVATION	209,437,361,499.36	356,887,473,188.36	62,138,241,732.69	331,447,303,833.08	92.9%	25,440,169,355.28
110102	STATE GOVERNMENT SHARE OF VAT	28,492,352,180.00	41,020,027,745.00	14,035,697,071.64	43,854,543,322.27	106.9%	- 2,834,515,577.27
11010201	SHARE OF VAT	28,492,352,180.00	41,020,027,745.00	14,035,697,071.64	43,854,543,322.27	106.9%	- 2,834,515,577.27
110103	STATE GOVERNMENT SHARE OF OTHER FAAC TRANSFERS	50,000,000,000.00	50,000,000,000.00	64,242,364,139.56	157,135,304,819.20	314.3%	-107,135,304,819.20
11010306	Excess Crude: Derivation	50,000,000,000.00	50,000,000,000.00	64,242,364,139.56	148,675,154,800.59	297.4%	- 98,675,154,800.59
11010315	Non Oil Revenue	-	-	-	8,460,150,018.61	-	8,460,150,018.61
12	INDEPENDENT REVENUE	95,000,000,000.00	105,051,532,018.00	24,457,079,801.74	112,057,693,777.44	106.7%	- 7,006,161,759.44
1201	TAX REVENUE	69,493,923,915.11	79,545,455,933.11	23,781,853,234.10	84,332,988,722.86	106.0%	- 4,787,532,789.75
120101	PERSONAL TAXES	62,359,441,192.31	72,410,973,210.31	20,502,718,318.09	70,599,445,809.16	97.5%	1,811,527,401.15
12010101	Personal Income Tax (PAYE)	55,037,159,447.34	65,088,691,465.34	20,412,912,218.07	70,063,656,642.74	107.6%	- 4,974,965,177.40
12010102	Personal Income Tax (Self Employed Persons)	6,750,658,173.06	6,750,658,173.06	85,759,643.79	530,289,410.49	7.9%	6,220,368,762.57
12010103	Delta State Internal Revenue Card Project (Dsrir Card)	-	-	-	17,000.00	-	17,000.00
12010104	Personal Income Taxes(Others)	414,301,140.62	414,301,140.62	-	-	0.0%	414,301,140.62
12010105	Direct Assessment Taxes	157,032,431.29	157,032,431.29	-	1,151,799.70	0.7%	155,880,631.59
12010106	Penalty For Offences & Interest	290,000.00	290,000.00	4,046,456.23	4,330,956.23	1493.4%	- 4,040,956.23
120103	OTHER TAXES	7,134,482,722.80	7,134,482,722.80	3,279,134,916.01	13,733,542,913.70	192.5%	- 6,599,060,190.90
12010301	Sales Tax (Arrears)	18,843,891.75	18,843,891.75	751,054.71	751,554.71	4.0%	18,092,337.04
12010302	Lottery Tax/Licence	12,198,915.55	12,198,915.55	5,858.22	1,205,858.22	9.9%	10,993,057.33
12010303	Property Tax	800,009,000.00	800,009,000.00	153,951.21	153,951.21	0.0%	799,855,048.79
12010304	Reimbursement Of Tax On Dividends	-	-	-	6,000,000.00	-	6,000,000.00
12010305	Interest Income	2,250,219.99	2,250,219.99	-	-	0.0%	2,250,219.99
12010306	Capital Gain Taxes	22,502,193.53	22,502,193.53	2,421,932.26	5,028,555.31	22.3%	17,473,638.22
12010307	Tax Audit Arrears	-	-	71,169,316.47	450,241,311.94	-	450,241,311.94
12010309	Withholding Tax On Contracts	6,274,717,384.42	6,274,717,384.42	3,204,553,302.76	13,270,082,181.93	211.5%	- 6,995,364,797.51
12010315	Cattle Tax	3,961,117.56	3,961,117.56	79,500.38	79,500.38	2.0%	3,881,617.18
1202	NON-TAX REVENUE	25,506,076,084.89	25,506,076,084.89	675,226,567.64	27,724,705,054.58	108.7%	- 2,218,628,969.69
120201	LICENCES - GENERAL	3,033,858,640.57	3,033,858,640.57	168,283,950.89	783,117,862.73	25.8%	2,250,740,777.84
12020103	Registration Of Voluntary Organizations	7,766,900.33	7,766,900.33	1,095,000.00	4,459,950.00	57.4%	3,306,950.33
12020115	Borehole Drilling Licences	3,220,000.00	3,220,000.00	855,000.00	1,786,673.20	55.5%	1,433,326.80
12020116	Pool Betting & Casino Licences	8,625,548.61	8,625,548.61	2,242,400.00	12,752,400.00	147.8%	- 4,126,851.39
12020118	Motor Vehicle Licences	645,271,013.15	645,271,013.15	953,182.28	953,182.28	0.1%	644,317,830.87
12020119	Drivers Licences	283,729,678.12	283,729,678.12	37,207,250.00	200,165,450.27	70.5%	83,564,227.85
12020120	Patent Medicine & Drug Store Licences	4,000,000.00	4,000,000.00	-	-	0.0%	4,000,000.00
12020121	Private Schools Licences	372,462,893.50	372,462,893.50	18,366,500.00	176,769,640.00	47.5%	195,693,253.50
12020122	Health Facilities Licences	97,350,022.00	97,350,022.00	4,975,000.00	10,454,000.00	10.7%	86,896,022.00
12020125	Games Licences	-	-	1,899,248.00	40,383,998.00	-	40,383,998.00
12020127	Learners Permit	350,000.00	350,000.00	-	-	0.0%	350,000.00

12020128	Liquor Licences	1,364,925.48	1,364,925.48	-	-	0.0%	1,364,925.48
12020129	Motor Cycle Licences	-	-	73,241,500.00	172,804,971.49	-	172,804,971.49
12020130	Veterinary Clinic Licence	104,674,597.66	104,674,597.66	-	-	0.0%	104,674,597.66
12020131	Games And Sawmill Licences	-	-	100,000.00	200,000.00	-	200,000.00
12020132	Waste Discharge & Disposal Permit	2,000,000.00	2,000,000.00	-	-	0.0%	2,000,000.00
12020134	Pipeline License	-	-	1,080,000.00	1,080,000.00	-	1,080,000.00
12020135	Reg.& Licen. Of Cold Stores	636,813.26	636,813.26	-	-	0.0%	636,813.26
12020139	Accreditation Of Enviro. Conltant.	1,500,000.00	1,500,000.00	420,000.00	690,000.00	46.0%	810,000.00
12020140	Timber Contractor Permit	500,000.00	500,000.00	-	-	0.0%	500,000.00
12020141	Saw Mill Operating Licencee	2,000,000.00	2,000,000.00	-	-	0.0%	2,000,000.00
12020144	Other Licenses	59,034,309.29	59,034,309.29	25,453,000.00	159,875,469.88	270.8%	100,841,160.59
12020157	Renewal of Mass Transit Operators Licenses	871,097,293.87	871,097,293.87	-	-	0.0%	871,097,293.87
12020180	Tricycle Licenses	8,165,686.42	8,165,686.42	-	-	0.0%	8,165,686.42
12020182	Livestock Movement Control License	-	-	100,000.00	300,000.00	-	300,000.00
12020185	Pharmacy License	150,000.00	150,000.00	-	-	0.0%	150,000.00
12020186	Private Hospitals and Clinic Licenses	11,895,000.00	11,895,000.00	87,090.00	233,347.00	2.0%	11,661,653.00
12020195	Permit Licences and Concession	548,063,958.88	548,063,958.88	208,780.61	208,780.61	0.0%	547,855,178.27
120204	FEES - GENERAL	15,645,590,332.40	15,645,590,332.40	127,892,468.76	14,616,366,584.55	93.4%	1,029,223,747.85
12020401	Radio Programme/Announcement Fees	-	-	93,318,285.34	416,581,676.49	-	416,581,676.49
12020403	Effluent Discharge Fees	45,671,996.58	45,671,996.58	-	885,000.00	1.9%	44,786,996.58
12020404	Fire Service Fees	9,766,000.00	9,766,000.00	-	-	0.0%	9,766,000.00
12020407	Urban Water Board Fees	-	-	-	460,000.00	-	460,000.00
12020408	Waste Management Fees	7,620,548.00	7,620,548.00	-	-	0.0%	7,620,548.00
12020410	Special Stumpage Fees	8,152,140.29	8,152,140.29	-	-	0.0%	8,152,140.29
12020412	Forest Assessment Fees	10,480,639.60	10,480,639.60	-	250,000.00	2.4%	10,230,639.60
12020414	Tree Felled Fees	-	-	-	624,000.00	-	624,000.00
12020416	Forest Tarriff on Stumpage Rates	-	-	-	1,025,000.00	-	1,025,000.00
12020417	Ecological Tariff	24,298,450.00	24,298,450.00	6,780,000.00	23,387,000.00	96.2%	911,450.00
12020418	Contractors Registration Fees	299,912,923.59	299,912,923.59	-	400,000.00	0.1%	299,512,923.59
12020419	Meat Inspection Fee	4,120,000.00	4,120,000.00	518,000.00	2,761,000.00	67.0%	1,359,000.00
12020421	Registration of Cooperatives Fees	9,134,399.32	9,134,399.32	-	-	0.0%	9,134,399.32
12020423	Produce Inspection Fee	111,344,557.00	111,344,557.00	-	-	0.0%	111,344,557.00
12020424	Veterinary Inspection Fee	9,033,248.93	9,033,248.93	-	-	0.0%	9,033,248.93
12020425	Livestock Market (Animal Movement) Fee	900,000.00	900,000.00	-	-	0.0%	900,000.00
12020427	Registration of Health Services Fee	-	-	20,230,000.00	319,470,100.00	-	319,470,100.00
12020428	Government Hospital Service Fee	300,000,000.00	300,000,000.00	-	-	0.0%	300,000,000.00
12020430	Passenger Carriage Fee	53,174,282.00	53,174,282.00	-	3,720,000.00	7.0%	49,454,282.00
12020431	Application fees for legal documents	78,000.00	78,000.00	30,000.00	632,500.00	810.9%	554,500.00
12020432	Search FeeLands, Survey and Urban Development Transaction fees	842,312.00	842,312.00	-	-	0.0%	842,312.00
12020433	Tender Fees	866,670,182.94	866,670,182.94	-	-	0.0%	866,670,182.94
12020434	Day Care/Nurseries Registration Fee	4,052,847.88	4,052,847.88	-	-	0.0%	4,052,847.88
12020435	School Fees	10,951,554,168.00	10,951,554,168.00	-	11,140,449,735.58	101.7%	188,895,567.58
12020436	Other Fees	205,568,769.41	205,568,769.41	632,000.00	18,914,900.00	9.2%	186,653,869.41
12020437	DEEDS REGISTRATION FEES	35,030,000.00	35,030,000.00	-	-	0.0%	35,030,000.00
12020438	SURVEY/ PLANNING/ BUILDING FEES	407,923,122.00	407,923,122.00	-	1,188,022,792.41	291.2%	780,099,670.41

12020439	AGENCY FEES	129,711,706.00	129,711,706.00	-	-	0.0%	129,711,706.00
12020440	MEDICAL CONSULTANCY FEES	650,000,000.00	650,000,000.00	-	-	0.0%	650,000,000.00
12020447	LAND USE FEES	363,270,085.00	363,270,085.00	-	-	0.0%	363,270,085.00
12020448	DEVELOPMENT LEVIES	-	-	2,321,871.66	8,122,920.29	-	8,122,920.29
12020449	BUSINESS/TRADE OPERATING FEES	-	-	1,345,300.00	33,568,800.00	-	33,568,800.00
12020450	INSPECTION FEES	-	-	1,470,000.00	6,487,585.00	-	6,487,585.00
12020452	SCHOOL/ TUITION/ EXAMINATION FEES	307,831,267.00	307,831,267.00	318,500.00	318,500.00	0.1%	307,512,767.00
12020453	APPLICATIONS FEES	20,000.00	20,000.00	-	50,000.00	250.0%	30,000.00
12020454	PARKING FEES	18,759,200.00	18,759,200.00	-	-	0.0%	18,759,200.00
12020455	Registration of Motor Vehicles Fees	1,753,900.00	1,753,900.00	-	-	0.0%	1,753,900.00
12020456	Road Traffic Exam Fees	10,125,987.69	10,125,987.69	-	-	0.0%	10,125,987.69
12020457	Motor Vehicle New Number Plates	349,186,758.60	349,186,758.60	-	-	0.0%	349,186,758.60
12020459	Advert Fees from Bus Shelter	3,220,000.00	3,220,000.00	-	-	0.0%	3,220,000.00
12020466	Outdoor Advert Fees	396,774,481.02	396,774,481.02	-	-	0.0%	396,774,481.02
12020469	Registration of Estate Developer	5,000,000.00	5,000,000.00	-	-	0.0%	5,000,000.00
12020470	Survey Fee	2,500,000.00	2,500,000.00	491,611.76	491,611.76	19.7%	2,008,388.24
12020473	Registration of Vocational Centre	160,000.00	160,000.00	-	-	0.0%	160,000.00
12020487	Registration Fees of Hospital	-	-	-	60,000.00	-	60,000.00
12020491	Tuition Fees	36,000,000.00	36,000,000.00	-	-	0.0%	36,000,000.00
12020492	Examination Fees	5,948,359.55	5,948,359.55	436,900.00	2,130,000.00	35.8%	3,818,359.55
12020497	Medical Ward Fees	-	-	-	1,447,553,463.02	-	1,447,553,463.02
120205	FINES - GENERAL	1,892,415,369.91	1,892,415,369.91	354,080,151.06	1,208,702,832.40	63.9%	683,712,537.51
12020503	Charges for Traffic Offence	103,860,300.00	103,860,300.00	37,000.00	9,220,662.20	8.9%	94,639,637.80
12020504	Penalty for contravention/illegal conversion of building	-	-	-	1,245,000.00	-	1,245,000.00
12020505	Fines/Penalties	1,695,932,260.86	1,695,932,260.86	-	159,777,339.42	9.4%	1,536,154,921.44
12020506	High Court Fines	92,622,809.05	92,622,809.05	1,492,720.00	9,273,670.00	10.0%	83,349,139.05
12020512	Damage to Public Property (Roads, Electric Fixture etc)	-	-	352,550,431.06	1,029,186,160.78	-	1,029,186,160.78
120206	SALES - GENERAL	1,874,278,146.69	1,874,278,146.69	1,424,500.00	10,857,367.50	0.6%	1,863,420,779.19
12020601	Sale of Maps	-	-	-	180,000.00	-	180,000.00
12020603	Scanning and Printing of Maps	-	-	-	82,000.00	-	82,000.00
12020604	Sales. General	1,840,728,800.95	1,840,728,800.95	1,424,500.00	10,569,367.50	0.6%	1,830,159,433.45
12020605	Sales Of Journal & Publications	18,288,798.63	18,288,798.63	-	-	0.0%	18,288,798.63
12020609	Sales Of Bill Of Entry/Applications Form	1,260,547.11	1,260,547.11	-	-	0.0%	1,260,547.11
12020610	Sales Of Consultancy Registration Forms	14,000,000.00	14,000,000.00	-	-	0.0%	14,000,000.00
12020612	Sales Of Farm Produce	-	-	-	10,000.00	-	10,000.00
12020613	Sales Of Drugs And Medications	-	-	-	16,000.00	-	16,000.00
120207	EARNINGS -GENERAL	228,774,906.75	228,774,906.75	18,233,480.15	116,922,153.46	51.1%	111,852,753.29
12020702	Berthing on Public Jetties	1,000,000.00	1,000,000.00	-	-	0.0%	1,000,000.00
12020703	Demurrage/Safekeeping of broken down vehicles/watercrafts/vess	54,806,395.00	54,806,395.00	-	-	0.0%	54,806,395.00
12020705	Earnings for Printing of Documents/	17,000.00	17,000.00	-	-	0.0%	17,000.00
12020711	Earnings From The Use Of Govt Vehicles	-	-	1,500,000.00	61,500,000.00	-	61,500,000.00
12020712	Earning From Use Of Govt Halls	913,439.92	913,439.92	-	-	0.0%	913,439.92
12020714	Earnings From Medical Services	-	-	15,362,080.15	47,961,137.90	-	47,961,137.90
12020715	Earnings From Agricultural Produce	112,283,599.00	112,283,599.00	-	-	0.0%	112,283,599.00
12020716	Earnings From Tourism/Culture/Arts Centres	19,638,958.52	19,638,958.52	1,371,400.00	7,461,015.56	38.0%	12,177,942.96
12020719	Other Earnings	40,115,514.31	40,115,514.31	-	-	0.0%	40,115,514.31

120208	RENT ON GOVERNMENT BUILDINGS - GENERAL	19,090,894.57	19,090,894.57	3,263,000.00	9,855,880.81	51.6%	9,235,013.76
12020806	Rents On Govt Properties	7,307,519.45	7,307,519.45	-	-	0.0%	7,307,519.45
12020808	Leasing Of Govt Properties	1,278,815.90	1,278,815.90	-	-	0.0%	1,278,815.90
12020813	Rent From Shops	-	-	196,000.00	3,344,000.00	-	3,344,000.00
12020816	Rent From Confrence & Lecture Halls	-	-	135,000.00	414,880.81	-	414,880.81
12020822	Rent On Hotels	9,134,399.32	9,134,399.32	2,845,000.00	5,875,000.00	64.3%	3,259,399.32
12020823	Rent on Pavillion	1,370,159.90	1,370,159.90	87,000.00	222,000.00	16.2%	1,148,159.90
120209	RENT ON LAND & OTHERS - GENERAL	64,296,140.30	64,296,140.30	1,380,000.00	2,521,000.00	3.9%	61,775,140.30
12020901	Rent On Govt Land	6,050,767.21	6,050,767.21	1,365,000.00	1,365,000.00	22.6%	4,685,767.21
12020906	Ground Rent	56,897,705.66	56,897,705.66	-	-	0.0%	56,897,705.66
12020907	Plant & Equipment Hire Services	-	-	-	1,116,000.00	-	1,116,000.00
12020908	Rent From Cold Rooms	923,517.04	923,517.04	-	-	0.0%	923,517.04
12020913	Ground Rent On Govt Property	278,000.00	278,000.00	-	-	0.0%	278,000.00
12020918	Rent of Chairs	146,150.39	146,150.39	15,000.00	40,000.00	27.4%	106,150.39
120210	REPAYMENTS - GENERAL	481,695,447.89	481,695,447.89	19,259.64	8,498,364,394.16	1764.3%	- 8,016,668,946.27
12021001	Motor Vehicle Advances	205,674,373.63	205,674,373.63	-	-	0.0%	205,674,373.63
12021005	Refunds General	276,021,074.26	276,021,074.26	-	8,498,333,134.52	3078.9%	- 8,222,312,060.26
12021006	Motor Vehicle Refurbishment	-	-	19,259.64	19,259.64	-	19,259.64
12021008	Sundries(Deposit recovered)	-	-	-	12,000.00	-	12,000.00
120211	INVESTMENT INCOME	2,266,076,205.81	2,266,076,205.81	3,667.50	345,175,364.77	15.2%	1,920,900,841.04
12021102	Dividend Received	43,692,592.66	43,692,592.66	-	345,153,665.63	790.0%	- 301,461,072.97
12021103	OTHER INVESTMENT INCOME	2,222,383,613.15	2,222,383,613.15	3,667.50	21,699.14	0.0%	2,222,361,914.01
120212	INTEREST EARNED	-	-	14,430.00	14,430.00	-	14,430.00
12021210	Bank Interest	-	-	14,430.00	14,430.00	-	14,430.00
120213	RE-IMBURSEMENT GENERAL	-	-	631,659.64	2,132,807,184.20	-	- 2,132,807,184.20
12021302	Refunds From State Governments	-	-	-	291,000.00	-	291,000.00
12021304	Reimburs.: Officers seconded to Non - Govt. dept. of other gov.	-	-	-	34,595,903.18	-	34,595,903.18
12021307	Recovery of Public Funds	-	-	19,259.64	19,259.64	-	19,259.64
12021309	Refunds of Overpayments	-	-	612,400.00	2,097,901,021.38	-	2,097,901,021.38
13	AID AND GRANTS	28,594,000,000.00	28,594,000,000.00	-	4,265,665,600.00	14.9%	24,328,334,400.00
1302	Grants	28,594,000,000.00	28,594,000,000.00	-	4,265,665,600.00	14.9%	24,328,334,400.00
130201	DOMESTIC GRANTS	21,000,000,000.00	21,000,000,000.00	-	-	0.0%	21,000,000,000.00
13020101	CURRENT GRANTS FROM FGN	20,000,000,000.00	20,000,000,000.00	-	-	0.0%	20,000,000,000.00
13020102	CAPITAL GRANTS FROM FGN	1,000,000,000.00	1,000,000,000.00	-	-	0.0%	1,000,000,000.00
130202	FOREIGN GRANTS	7,594,000,000.00	7,594,000,000.00	-	4,265,665,600.00	56.2%	3,328,334,400.00
13020201	CURRENT FOREIGN GRANTS	7,594,000,000.00	7,594,000,000.00	-	4,265,665,600.00	56.2%	3,328,334,400.00
14	CAPITAL DEVELOPMENTFUND (CDF) RECEIPTS	51,554,438,959.00	119,713,297,547.00	6,386,745,015.64	78,606,745,015.64	65.7%	41,106,552,531.36
1403	LOANS/ BORROWINGS RECEIPT	51,554,438,959.00	119,713,297,547.00	6,386,745,015.64	78,606,745,015.64	65.7%	41,106,552,531.36
140301	DOMESTIC LOANS/ BORROWINGS RECEIPT	34,816,314,467.00	102,975,173,055.00	-	72,220,000,000.00	70.1%	30,755,173,055.00
14030101	DOMESTIC LOANS/ BORROWINGS FROM FINANCIAL INSTITUTIONS	34,816,314,467.00	102,975,173,055.00	-	72,220,000,000.00	70.1%	30,755,173,055.00
140302	INTERNATIONAL LOANS/ BORROWINGS RECEIPT	16,738,124,492.00	16,738,124,492.00	6,386,745,015.64	6,386,745,015.64	38.2%	10,351,379,476.36
14030201	INTERNATIONAL LOANS/ BORROWINGS FROM FINANCIAL INSTITUTIONS	16,738,124,492.00	16,738,124,492.00	6,386,745,015.64	6,386,745,015.64	38.2%	10,351,379,476.36

2.C Expenditure by Administrative Classification

Table 4: Total Expenditure by Administrative Classification

Delta State Government Budget Performance Report 2023 Q4 - Total Expenditure by Administrative Classification

Code	Administrative Unit	2023 Original Budget	2023 Q4 Performance	2023 Performance Year to Date (Q1-Q4)	% Performance Year to Date against 2023 Final Budget	Balance (against Final Budget)
	Total Expenditure	571,636,910,991.00	191,607,817,873.75	727,337,967,848.99	89.8%	82,487,121,002.01
01000000000	Administration Sector	66,038,703,123.40	16,490,683,719.67	89,790,241,336.93	76.1%	28,245,003,355.18
01110000000	Governor's Office	30,782,092,112.10	10,095,143,499.00	59,892,814,074.50	79.6%	15,319,914,047.01
011100100100	Government House & Protocol (GHP)	22,268,922,205.00	9,382,888,772.23	56,055,239,492.42	95.8%	2,449,011,216.67
011100100200	Deputy Governor's Office	1,186,559,051.00	82,394,058.01	1,025,158,476.54	86.4%	161,400,574.46
011100100300	Delta State Tenders Board	57,000,000.00	-	-	0.0%	57,000,000.00
011100100400	Contractors' Registration Board	2,400,000.00	-	-	0.0%	2,400,000.00
011100200100	Office of the Senior Political Adviser	419,995,000.00	-	750,000.00	0.2%	419,245,000.00
011100400100	Security Trust Fund Office	38,000,000.00	-	3,300,000.00	8.7%	34,700,000.00
011100500100	Directorate of Sustainable Development Goals- SDG	75,200,000.00	14,836,275.00	29,105,775.00	38.7%	46,094,225.00
011100600100	Office of the Senior Special Adviser on Peace Building and Con	20,000,000.00	-	13,700,000.00	68.5%	6,300,000.00
011100700100	Delta State Signage and Advertising Agency (DESAA)	53,500,000.00	-	8,311,000.00	15.5%	45,189,000.00
011100800100	State Emergency Management Agency	455,866,667.00	81,685,753.25	144,629,693.89	1.8%	7,866,193,014.19
011100900100	Education Monitoring Office	5,000,000.00	-	-	0.0%	5,000,000.00
011101000100	Religious Affairs	15,000,000.00	-	4,185,000.00	27.9%	10,815,000.00
011101200100	Asaba International Airport	-	470,321.13	8,973,953.91	-	8,973,953.91
011101100100	State Orientation Bureau	112,480,000.00	-	18,320,000.00	16.3%	94,160,000.00
011101300100	Office of the Executive Assistant AT & P	20,000,000.00	-	-	0.0%	20,000,000.00
011101400100	Office of the Director-General Special Programmes	30,000,000.00	-	2,000,000.00	6.7%	28,000,000.00
011101500100	Delta State Job and Wealth Creation Bureau	1,080,000,000.00	-	203,119,280.14	18.8%	876,880,719.86
011101600100	Office of the Honourable Commissioner, Special Projects	27,200,000.00	-	80,000,000.00	294.1%	52,800,000.00
011101700100	Delta State Investments Development Agency (DIDA)	104,000,000.00	-	12,350,000.00	11.9%	91,650,000.00
011101800100	Office of the Public and Private Property Protection	77,000,000.00	15,679,684.75	54,702,070.87	71.0%	22,297,929.13
011101900100	Delta UNIDO Center/Export Initiative	118,200,000.00	-	-	0.0%	118,200,000.00
011102000100	Office of the Director-General, Revenue Monitoring, Tracking a	108,800,000.00	-	8,366,400.00	7.7%	100,433,600.00
011102100100	Directorate of Project Monitoring/Audit	251,000,000.00	25,876,062.00	71,053,562.00	28.3%	179,946,438.00
011102200100	Office of Special Adviser NNDC BRACED Commission	34,500,000.00	9,072,938.76	20,938,743.00	60.7%	13,561,257.00
011102300100	Office of the Deputy Chief of Staff	12,000,000.00	-	-	0.0%	12,000,000.00
011102400100	Dir of Multilateral & Liaison Office, Abuja	9,600,000.00	4,346,029.38	214,075,593.38	2230.0%	204,475,593.38
011102500100	Direct Labour Agency	1,035,035,152.00	72,436,506.07	291,200,980.84	23.3%	957,284,659.24
011103300100	Governor's Office Annexe, Warri	168,000,000.00	39,310,158.96	125,156,677.19	74.5%	42,843,322.81
011103500100	Bureau of Local Government Pensions	72,959,842.00	-	1,250,000.00	1.7%	71,709,842.00
011104500100	Delta State Pension Bureau	134,584,549.00	21,716,164.27	466,651,111.15	134.1%	118,616,074.07
011105500100	Bureau for Special Duties	1,219,064,647.00	291,701,787.69	876,875,676.67	61.2%	555,639,458.41
011105600100	Delta State Fire Service Command	45,200,000.00	-	-	0.0%	45,200,000.00

011110200100	Youth Mentoring Office	180,000,000.00	-	16,200,000.00	9.0%	163,800,000.00
011110300100	Office of the Economic Adviser	110,000,000.00	-	14,700,000.00	13.4%	95,300,000.00
011110400100	Office of the Senior Policy Adviser	49,000,000.00	-	2,250,000.00	4.6%	46,750,000.00
011110500100	Office of Special Adviser Legislative Matter	10,000,000.00	-	-	0.0%	10,000,000.00
011110600100	Office of SA to Governor on Investement	15,000,000.00	-	1,500,000.00	10.0%	13,500,000.00
011110700100	Office of SA to Governor on Local Govt Project Monitoring	10,000,000.00	-	-	0.0%	10,000,000.00
011110800100	Office of SA to Governor on DESOPADEC	240,399,999.10	-	1,800,000.00	0.7%	238,599,999.10
011110800200	Office of the Chief of Staff	58,000,000.00	-	-	0.0%	58,000,000.00
011110800300	Office of the SA Legal Matters	10,000,000.00	-	-	0.0%	10,000,000.00
011110800400	Task Force on Environment	165,000,000.00	-	766,100.00	0.5%	164,233,900.00
011110800500	HCGDC Government House	45,000,000.00	-	-	0.0%	45,000,000.00
011110800600	Office of the Special Adviser on Rural & Community Developm	-	46,320,000.00	46,473,000.00	-	46,473,000.00
011110800700	Office of the Chief Strategist	110,000,000.00	-	-	0.0%	110,000,000.00
011110800800	Delta State Public Procurement Commission	358,625,000.00	6,408,987.50	69,711,487.50	19.4%	288,913,512.50
011110800900	Delta State Local Content Agency	164,000,000.00	-	-	0.0%	164,000,000.00
016100000000	Secretary to the State Government	13,205,603,424.00	2,742,528,911.55	15,978,715,177.52	88.8%	2,017,937,460.72
016100100100	Secretary to the State Government Headquarters	12,139,809,161.00	1,718,772,330.18	10,112,881,340.01	61.3%	6,391,076,059.07
016100100200	Governor's Lodge, Lagos	50,000,000.00	-	-	0.0%	50,000,000.00
016100100300	Governor's Lodge, Abuja	50,249,940.00	-	-	0.0%	50,249,940.00
016100100400	Deputy Gov's Lodge, Abuja	18,749,976.00	-	-	0.0%	18,749,976.00
016100100500	Special Projects (Political Appointees)	290,000,000.00	846,827,021.60	5,260,989,815.10	1814.1%	4,970,989,815.10
016100300100	Dir. of Cabinet and Administration	280,111,749.00	52,667,509.28	228,754,114.43	46.3%	264,808,122.65
016101600100	Delta State Advisory Council	116,550,000.00	-	-	0.0%	116,550,000.00
016102100100	Delta State Liaison Office, Abuja	25,200,000.00	25,329,773.98	95,965,092.53	380.8%	70,765,092.53
016102100200	Delta State Liaison Office, Lagos	43,500,000.00	44,494,426.88	152,961,093.77	351.6%	109,461,093.77
016102200100	NNVS Unit - NNVS Programmes	11,800,000.00	8,423,000.00	9,023,000.00	76.5%	2,777,000.00
016102400100	Community Dev. Committees' Office	3,375,000.00	-	-	0.0%	3,375,000.00
016102500200	Delta State SERVICOM Office	41,000,000.00	-	7,586,000.00	18.5%	33,414,000.00
016102600100	Directorate of Political and Security Services	132,557,598.00	46,014,849.63	110,554,721.68	32.0%	235,453,364.40
016103700100	Muslim Pilgrims Board	1,350,000.00	-	-	0.0%	1,350,000.00
016103800100	Christian Pilgrim Board	1,350,000.00	-	-	0.0%	1,350,000.00
011200000000	State Assembly	14,926,964,029.00	2,470,878,864.78	9,253,878,032.81	60.3%	6,099,986,972.35
011200300100	State House of Assembly	14,544,831,838.00	2,407,501,058.01	9,019,919,768.93	61.1%	5,738,362,557.15
011200400100	Delta State House of Assembly Service Commission	382,132,191.00	63,377,806.77	233,958,263.88	39.3%	361,624,415.20
012300000000	Ministry of Information	3,222,157,366.00	470,275,402.46	1,721,722,933.41	42.2%	2,354,236,384.92
012300100100	Ministry of Information	2,456,756,334.00	231,527,958.86	904,986,048.05	33.9%	1,765,220,774.03
012300300100	Delta State Broadcasting Services Asaba	264,266,370.00	178,970,446.21	596,001,807.22	124.8%	118,284,949.14
012300400100	Delta State Broadcasting Services, Warri	289,078,079.00	-	-	0.0%	502,528,567.08
012300500100	Orientation and Communication	5,000,000.00	-	-	0.0%	5,000,000.00
012305500100	Delta State Printing and Publishing Co. Ltd	207,056,583.00	59,776,997.39	220,735,078.14	52.5%	199,771,992.94
012500000000	Office of the Head of Service	1,679,079,041.00	273,056,937.95	1,364,009,544.52	64.8%	741,970,472.64

012500100100	Office of the Head of Service	1,117,194,328.00	164,557,620.05	977,375,605.68	73.5%	353,269,210.40
012500500100	Directorate of Establishment & Pension	561,884,713.00	108,499,317.90	386,633,938.84	49.9%	388,701,262.24
014000000000	Office of the Auditor General State	1,050,878,157.30	285,325,046.52	1,008,103,220.24	68.2%	469,675,913.22
014000100100	Office of the Auditor General State	425,183,063.00	130,241,959.69	451,744,992.63	70.7%	186,888,558.45
014000200100	Office of the Auditor General Local Government	625,695,094.30	155,083,086.83	556,358,227.61	66.3%	282,787,354.77
014700000000	Civil Service Commission	229,727,556.00	61,182,056.01	289,882,366.66	65.4%	153,295,677.42
014700100100	Civil Service Commission	229,727,556.00	61,182,056.01	289,882,366.66	65.4%	153,295,677.42
014900000000	Local Government Service Commission	41,178,826.00	-	1,976,000.00	0.8%	252,653,314.08
014900100100	Local Government Service Commission	41,178,826.00	-	1,976,000.00	0.8%	252,653,314.08
014800000000	Delta State Independent Electoral Commission	901,022,612.00	92,293,001.40	279,139,987.27	25.0%	835,333,112.81
014800100100	Delta State Independent Electoral Commission	901,022,612.00	92,293,001.40	279,139,987.27	25.0%	835,333,112.81
020000000000	Economic Sector	281,357,881,371.33	107,204,898,132.18	409,205,259,164.92	93.4%	29,103,288,103.45
021500000000	Ministry of Agriculture & Natural Resources	3,620,410,528.00	460,605,941.06	1,927,404,232.94	11.9%	14,273,813,731.30
021500100100	Ministry of Agriculture & Natural Resources	3,434,935,426.00	420,451,472.43	1,760,091,621.86	11.3%	13,828,750,264.22
021510200100	Delta State Agriculture Development Programme	168,238,673.00	-	-	0.0%	381,689,161.08
021510300100	Task Force on Communal Farm	1,200,000.00	-	-	0.0%	1,200,000.00
021510400100	Tree Corps Unit	1,200,000.00	-	310,000.00	25.8%	890,000.00
021510500100	Delta State Agric Procurement Agency	11,236,429.00	1,384,354.35	10,406,832.98	4.6%	214,280,084.10
021510600100	Tractor Hire Agency	3,600,000.00	38,770,114.28	156,595,778.10	4349.9%	- 152,995,778.10
022000000000	Ministry of Finance	95,896,951,525.00	33,580,919,723.13	184,606,184,205.08	125.3%	- 37,234,830,806.83
022000100100	Ministry of Finance	17,302,140,590.00	9,981,142,359.10	82,430,635,262.95	142.0%	- 24,385,044,184.87
022000200100	Debt Management Office	2,400,000.00	-	-	0.0%	2,400,000.00
022000700100	Office of the Accountant General	72,042,196,896.00	21,587,953,265.11	96,315,240,246.24	116.7%	- 13,755,542,453.15
022000800100	Delta State Internal Revenue Service	6,550,214,039.00	2,011,824,098.92	5,860,308,695.89	86.6%	903,355,831.19
022200000000	Ministry of Trade and Investment	9,626,968,013.00	830,023,012.10	3,256,432,327.79	33.1%	6,583,986,173.29
022200100100	Ministry of Trade and Investment	9,070,768,013.00	830,023,012.10	3,156,202,327.79	34.0%	6,128,016,173.29
022200300100	Delta State Micro, Small and Medium Enterprises Agency	556,200,000.00	-	100,230,000.00	18.0%	455,970,000.00
022800000000	Directorate of Science and Technology	1,513,557,606.00	132,328,277.14	466,891,357.03	27.0%	1,260,116,737.05
022800100100	Directorate of Science and Technology	1,513,557,606.00	132,328,277.14	466,891,357.03	27.0%	1,260,116,737.05
022900000000	Directorate of Transport	19,466,135,007.50	718,754,492.98	2,418,221,428.15	12.2%	17,474,814,555.51
022900100100	Directorate of Transport	17,979,926,935.50	709,754,492.98	2,390,601,428.15	13.1%	15,802,775,995.43
022905300100	Delta State Traffic Management Authority (DESTMA)	1,486,208,072.00	9,000,000.00	27,620,000.00	1.6%	1,672,038,560.08
023100000000	Ministry Of Energy	9,856,614,950.69	4,261,916,787.31	13,266,708,756.33	129.0%	- 2,983,192,829.48
023100100100	Ministry of Energy	9,265,018,858.69	4,049,153,253.33	12,948,797,237.59	136.6%	- 3,470,327,890.82
023100300100	Rural Development Agency	591,596,092.00	212,763,533.98	317,911,518.74	39.5%	487,135,061.34
023200000000	Ministry of Oil and Gas	1,021,457,359.33	59,329,283.38	256,566,241.02	20.8%	978,341,606.39
023200100100	Ministry of Oil and Gas	1,021,457,359.33	59,329,283.38	256,566,241.02	20.8%	978,341,606.39
023400000000	Ministry of Works	103,453,198,931.00	54,755,879,654.48	170,416,608,175.16	92.8%	13,184,092,921.92
023400100100	Ministry of Works Hqtrs	103,453,198,931.00	54,755,879,654.48	170,416,608,175.16	92.8%	13,184,092,921.92

023600000000	Directorate of Culture and Tourism	3,317,091,540.00	251,876,983.07	1,956,110,149.22	49.4%	2,001,332,855.02
023600100100	Directorate of Culture and Tourism	2,985,652,394.00	140,981,738.00	1,480,896,658.77	46.3%	1,718,206,223.31
023600400100	Delta State Council of Arts and Culture	199,267,979.00	98,546,953.96	409,999,096.41	99.3%	2,719,370.67
023600500100	Delta State Tourism Board	132,171,167.00	12,348,291.11	65,214,394.04	18.9%	280,407,261.04
023800000000	Ministry of Economic Planning	12,206,682,568.00	7,624,859,556.68	8,671,813,171.95	57.2%	6,498,319,884.13
023800100100	Ministry of Economic Planning	12,206,682,568.00	7,624,859,556.68	8,671,813,171.95	57.2%	6,498,319,884.13
025200000000	Ministry of Water Resources	3,894,683,276.00	359,621,154.65	2,244,556,017.53	49.5%	2,290,478,722.71
025200100100	Ministry of Water Resources	2,344,593,449.00	162,623,405.16	1,176,854,847.17	46.0%	1,381,189,089.91
025200200100	Delta State Urban Water Corporation	871,669,273.00	155,601,281.56	591,216,347.78	54.5%	493,903,413.30
025200300100	Delta State Rural Water Supply & Sanitation Agency	371,732,997.00	22,587,091.97	213,251,846.96	36.4%	371,931,638.12
025200400100	Small Towns Water Supply and Sanitation Agency (STOWASA)	262,887,557.00	17,300,364.99	139,723,964.65	53.1%	123,163,592.35
025200500100	Delta State Water Regulatory Commission	43,800,000.00	1,509,010.97	123,509,010.97	282.0%	- 79,709,010.97
025300000000	Ministry of Housing	9,728,659,009.00	2,949,620,068.06	11,215,565,058.98	74.3%	3,882,390,074.10
025300100100	Ministry of Housing	9,728,659,009.00	2,949,620,068.06	11,215,565,058.98	74.3%	3,882,390,074.10
026000000000	Ministry of Lands, Survey & Urban Development	1,811,450,972.00	296,465,436.74	1,246,626,483.19	55.7%	991,725,464.97
026000100100	Ministry of Lands, Survey & Urban Development	1,524,423,716.00	272,505,120.06	1,139,523,665.81	65.6%	598,350,538.27
026005200100	Land Use Allocation Committee	17,500,000.00	-	225,000.00	1.3%	17,275,000.00
026005300100	Delta State Boundary Commission	20,900,000.00	-	-	0.0%	20,900,000.00
026005500100	Office of the Surveyor General	248,627,256.00	23,960,316.68	106,877,817.38	23.1%	355,199,926.70
025400000000	Ministry of Urban Renewal	5,944,020,085.81	922,697,761.40	7,255,571,560.55	101.4%	- 98,100,986.66
025400100100	Ministry of Urban Renewal	5,915,320,085.81	912,637,761.40	7,245,061,560.55	101.6%	- 116,290,986.66
025400200100	Urban and Regional Planning Board	28,700,000.00	10,060,000.00	10,510,000.00	36.6%	18,190,000.00
030000000000	Law and Justice Sector	13,066,155,416.00	3,515,380,815.16	14,620,442,178.44	74.7%	4,942,092,486.15
031800000000	Judiciary Service Commission	10,387,878,926.00	2,121,295,257.71	9,153,102,398.58	83.0%	1,875,127,991.66
031801100100	Judiciary Service Commission	173,581,470.00	56,866,496.10	278,613,388.28	72.0%	108,418,569.80
031805100100	High Court of Justice	6,440,328,163.00	1,389,108,028.16	5,879,805,918.04	88.4%	773,972,733.04
031805200100	Customary Court of Appeal	3,773,969,293.00	675,320,733.45	2,994,683,092.26	75.1%	992,736,688.82
032600000000	Ministry of Justice	2,678,276,490.00	1,394,085,557.45	5,467,339,779.86	64.1%	3,066,964,494.48
032600100100	Ministry of Justice	2,654,276,490.00	1,394,085,557.45	5,467,339,779.86	64.2%	3,042,964,494.48
032600700100	Multi-Door/Centres	24,000,000.00	-	-	0.0%	24,000,000.00
040000000000	Regional Sector	64,485,000,000.00	29,519,305,763.43	49,984,370,764.42	77.5%	14,500,629,235.58
046300000000	DESOPADEC	48,000,000,000.00	24,398,000,000.00	35,475,000,000.00	73.9%	12,525,000,000.00
046300100100	DESOPADEC	48,000,000,000.00	24,398,000,000.00	35,475,000,000.00	73.9%	12,525,000,000.00
043700000000	Delta State Development Agencies	16,485,000,000.00	5,121,305,763.43	14,509,370,764.42	88.0%	1,975,629,235.58
043700100100	Delta State Capital Territory Development Agency	4,135,000,000.00	1,409,064,876.75	6,774,384,758.62	163.8%	- 2,639,384,758.62
043700200100	Warri-Uwvie and Environs Special Area Development Agency	12,350,000,000.00	3,712,240,886.68	7,734,986,005.80	62.6%	4,615,013,994.20
050000000000	Social Sector	146,689,171,080.27	34,877,549,443.31	163,737,654,404.29	96.6%	5,696,107,821.65
051300000000	Ministry of Youth Development	2,070,055,668.00	94,245,536.26	1,239,711,866.27	54.3%	1,043,794,289.81
051300100100	Ministry of Youth Development	2,070,055,668.00	94,245,536.26	1,239,711,866.27	54.3%	1,043,794,289.81
051400000000	Ministry of Women Affairs, Community and Social Dev	1,527,162,471.00	132,205,033.52	931,990,079.39	53.5%	808,622,879.69
051400100100	Ministry of Women Affairs and Social Development	1,527,162,471.00	132,205,033.52	931,990,079.39	53.5%	808,622,879.69

05660000000	Ministry of Social Intervention Programme/Humanita	2,512,000,000.00	10,369,500.00	537,534,500.00	21.4%	1,974,465,500.00
056600100100	Ministry of Social Intervention Programme/Humanitarian/Comr	2,512,000,000.00	10,369,500.00	537,534,500.00	21.4%	1,974,465,500.00
05710000000	Girl Child Enterpreneurship Development	1,397,000,000.00	-	4,000,000.00	0.3%	1,393,000,000.00
057100100100	Girl Child Programmes	1,397,000,000.00	-	4,000,000.00	0.3%	1,393,000,000.00
05170000000	Ministry of Secondary Education	39,422,031,276.50	13,772,982,801.17	63,112,612,359.83	158.4%	- 23,263,680,107.17
051700100100	Ministry of Secondary Education	14,396,818,378.50	5,295,327,419.57	40,267,677,222.94	275.6%	- 25,657,408,356.36
051701000100	Agency for Adult & Non-Formal Education	12,300,000.00	4,900,000.00	6,750,000.00	54.9%	5,550,000.00
051701200100	French Language School	3,400,000.00	-	-	0.0%	3,400,000.00
051702600000	Model Schools	35,550,000.00	-	-	0.0%	35,550,000.00
051705200100	Post Primary Education Board (PPEB) Hqtrs	24,636,962,898.00	8,472,755,381.60	22,838,185,136.89	91.9%	2,012,228,249.19
051705200200	PPEB Zonal Offices	10,200,000.00	-	-	0.0%	10,200,000.00
051705200300	Teachers Professional Development Centre, Owa -Oyibu	326,800,000.00	-	-	0.0%	326,800,000.00
05630000000	Ministry of Primary Education	7,870,363,765.00	156,728,707.79	643,180,752.21	8.0%	7,440,633,500.87
056300100100	Ministry of Primary Education	6,060,000,000.00	-	-	0.0%	6,060,000,000.00
056300200100	State Universal Basic Education Board (SUBEB)	1,810,363,765.00	156,728,707.79	643,180,752.21	31.8%	1,380,633,500.87
05640000000	Ministry of Higher Education	35,728,315,304.00	7,252,519,490.66	39,474,345,591.16	102.5%	- 971,173,942.10
056400100100	Ministry of Higher Education	18,047,002,698.00	1,783,508,654.42	13,550,788,436.60	74.2%	4,709,664,749.48
056402100100	Delta State University	4,109,125,282.00	-	2,546,775,467.00	58.9%	1,775,800,303.08
056400800200	Delta State University of Science and Technology, Ozoro	1,213,385,188.00	2,226,613,607.54	7,435,096,300.45	521.1%	- 6,008,260,624.37
056402100500	Delta State Polytechnic, Ogwashi-Uku	1,438,571,294.00	724,549,393.82	2,054,151,082.62	124.3%	- 402,129,300.54
056402100600	Delta State Polytechnic, Oghara	1,302,621,052.00	651,338,889.78	5,419,577,422.60	357.5%	- 3,903,505,882.52
056402100700	College of Education, Warri	2,031,217,271.00	35,331,486.00	198,632,046.00	8.8%	2,046,035,713.08
056402100800	University of Delta, Agbor	2,492,328,242.00	829,881,885.33	3,500,704,194.97	129.4%	- 794,925,464.89
056402100900	College of Education, Mosogar	878,660,380.00	271,427,390.60	916,082,013.86	83.9%	176,028,854.22
056402101000	Institute of Continuing Education, Asaba	470,751,571.00	-	49,203,700.00	7.2%	634,998,359.08
056405500100	Bursary and Scholarship Board	993,346,740.00	8,488,555.40	289,908,232.15	24.0%	916,888,995.93
056405600100	State Library Board	196,956,089.00	53,972,446.36	1,303,076,045.92	317.5%	- 892,669,468.84
056405600200	Dennis Osadebay University, Asaba	1,996,062,642.00	388,553,834.67	1,398,005,279.01	63.3%	811,507,851.07
056405600300	Delta State School of Marine Tech. Burutu	558,286,855.00	278,853,346.74	812,345,369.98	105.3%	- 40,608,026.90
05650000000	Ministry of Technical Education	9,000,826,228.00	869,944,835.33	3,321,911,457.75	35.2%	6,105,815,746.41
056500100100	Ministry of Technical Education	7,480,826,229.00	825,414,213.45	3,191,488,199.47	41.5%	4,502,788,517.61
056500800100	Technical and Vocational Education Board (TVEB)	1,519,999,999.00	44,530,621.88	130,423,258.28	7.5%	1,603,027,228.80
05210000000	Ministry of Health	30,611,851,128.00	10,228,802,327.36	41,431,083,085.62	89.5%	4,875,646,497.93
052100100100	Ministry of Health	13,813,602,808.00	4,796,894,051.43	19,589,736,600.60	74.5%	6,717,690,270.22
052100800100	Hospital Management Board (HMB)	9,958,944,674.00	3,756,083,471.52	12,175,869,658.09	119.7%	- 2,003,474,496.01
052100900100	Delta State Specialist Hospital, Oghara	3,729,567,776.00	1,177,550,795.98	3,837,143,368.74	97.3%	105,874,895.34
052101000100	Traditional Medicine Board	8,600,000.00	-	29,000,000.00	337.2%	- 20,400,000.00
052101100100	School of Nursing, Warri	11,000,000.00	-	596,511,374.73	5422.8%	- 585,511,374.73
052101200100	School of Nursing, Agbor	11,000,000.00	-	-	0.0%	11,000,000.00
052101300100	School of Nursing, Eku	11,000,000.00	-	-	0.0%	11,000,000.00
052101400100	State School of Midwifery, Asaba	6,080,000.00	-	-	0.0%	6,080,000.00
052101500100	State School of Midwifery, Sapele	6,080,000.00	-	-	0.0%	6,080,000.00

052101600100	Delta State Primary Health Care Development Agency	458,598,948.00	102,829,287.82	1,182,792,959.18	176.0%	-	510,743,523.10
052101700100	State School of Health Technology, Ughelli	18,400,000.00	7,380,000.00	805,617,102.42	4378.4%	-	787,217,102.42
052101800100	State Action Committee on AIDS (SACA)	140,000,000.00	-	1,950,000.00	1.4%		138,050,000.00
052101900100	Contributory Health Commission	720,000,000.00	388,064,720.61	3,212,462,021.86	160.6%	-	1,212,462,021.86
052102000100	Asaba Specialist Hospital, Asaba	1,206,299,594.00	-	-	0.0%		1,419,750,082.08
052102100100	Maternal and Childcare Centre, Ekpan	150,787,449.00	-	-	0.0%		364,237,937.08
052102200100	Maternal and Childcare Centre, Owa-Alero	150,787,449.00	-	-	0.0%		364,237,937.08
052102300100	Diagnostic Medical Complex, Owa-Alero	90,472,470.00	-	-	0.0%		303,922,958.08
052102400100	Drug Rehabilitation Centre, Kwale	30,157,490.00	-	-	0.0%		243,607,978.08
052102500100	Trauma Centre, Agbor	90,472,470.00	-	-	0.0%		303,922,958.08
053500000000	Ministry of Environment	2,148,775,286.00	261,091,257.55	4,601,813,500.64	165.0%	-	1,812,686,750.40
053500100100	Ministry of Environment	1,497,061,634.00	193,581,718.71	1,120,934,470.98	65.5%		589,577,651.10
053501600100	Delta State Environmental Protection Agency	61,634,825.00	11,576,601.61	726,693,078.89	264.2%	-	451,607,765.81
053505300100	Delta State Waste Management Board	590,078,827.00	55,932,937.23	2,754,185,950.77	342.8%	-	1,950,656,635.69
053900000000	Delta State Sports Commission	13,556,058,196.77	1,908,015,375.52	6,265,222,057.31	41.0%		9,004,286,627.54
053900100100	Delta State Sports Commission	13,556,058,196.77	1,908,015,375.52	6,265,222,057.31	41.0%		9,004,286,627.54
055100000000	Local Government and Chieftaincy	844,731,757.00	190,644,578.15	2,174,249,154.11	171.0%	-	902,616,420.95
055100100100	Directorate of Local Government	446,805,509.00	4,650,000.00	31,915,594.73	4.8%		628,340,402.35
055100200100	Directorate of Chieftaincy Affairs	388,326,248.00	18,646,025.00	123,087,595.27	20.5%		478,689,140.81
055100300100	Secretariat of Traditional Council	9,600,000.00	167,348,553.15	2,019,245,964.11	21033.8%	-	2,009,645,964.11

Table 5: Personnel Expenditure by Administrative Classification**Delta State Government Budget Performance Report 2023 Q4 - Personnel Expenditure by Administrative Classification**

Code	Administrative Unit	2023 Original Budget	2023 Q4 Performance	2023 Performance Year to Date (Q1-Q4)	% Performance Year to Date against 2023 Final Budget	Balance (against Final Budget)
	Total Personnel Expenditure	104,300,888,252.00	32,373,508,552.66	128,260,799,743.94	104.6%	- 5,603,169,516.94
01000000000	Administration Sector	14,965,890,785.00	2,854,292,938.77	13,552,553,841.09	69.7%	5,895,797,193.62
01110000000	Governor's Office	1,916,611,726.00	712,729,735.13	2,688,120,261.76	90.1%	295,743,904.65
011100100100	Government House & Protocol (GHP)	1,104,058,345.00	246,388,082.30	988,893,796.57	75.1%	328,615,036.51
011100100200	Deputy Governor's Office	-	67,771,370.51	224,984,466.94	-	224,984,466.94
011100800100	State Emergency Management Agency	51,166,667.00	14,460,253.34	56,729,193.98	21.4%	207,887,961.10
011101200100	Asaba International Airport	-	470,321.13	8,973,953.91	-	8,973,953.91
011101800100	Office of the Public and Private Property Protection	-	15,679,684.75	54,702,070.87	-	54,702,070.87
011102200100	Office of Special Adviser NNDC BRACED Commission	-	5,271,713.76	16,012,518.00	-	16,012,518.00
011102400100	Dir of Multilateral & Liaison Office, Abuja	-	-	209,729,564.00	-	209,729,564.00
011102500100	Direct Labour Agency	306,597,360.00	72,436,506.07	291,200,980.84	56.0%	228,846,867.24
011103300100	Governor's Office Annexe, Warri	-	39,310,158.96	125,156,677.19	-	125,156,677.19
011104500100	Delta State Pension Bureau	43,724,707.00	15,935,164.27	67,639,759.18	26.3%	189,535,435.90
011105500100	Bureau for Special Duties	411,064,647.00	235,006,480.04	644,097,280.28	103.1%	19,582,145.20
01610000000	Secretary to the State Government	7,233,010,634.00	1,057,042,191.62	6,253,681,884.89	79.4%	1,619,680,213.35
016100100100	Secretary to the State Government Headquarters	7,010,309,161.00	79,022,060.43	473,768,122.56	6.6%	6,749,991,526.52
016100100500	Special Projects (Political Appointees)	-	846,827,021.60	5,248,539,815.10	-	5,248,539,815.10
016100300100	Dir. of Cabinet and Administration	150,643,875.00	49,967,509.28	211,721,489.43	58.2%	152,372,873.65
016102100100	Delta State Liaison Office, Abuja	-	25,329,773.98	95,965,092.53	-	95,965,092.53
016102100200	Delta State Liaison Office, Lagos	-	34,626,976.70	143,093,643.59	-	143,093,643.59
016102600100	Directorate of Political and Security Services	72,057,598.00	21,268,849.63	80,593,721.68	28.2%	204,914,364.40
01120000000	State Assembly	3,494,266,305.00	321,268,413.78	1,658,032,733.04	42.3%	2,263,134,548.12
011200300100	State House of Assembly	3,390,253,799.00	280,019,982.01	1,497,627,844.16	41.6%	2,106,076,442.92
011200400100	Delta State House of Assembly Service Commission	104,012,506.00	41,248,431.77	160,404,888.88	50.5%	157,058,105.20
01230000000	Ministry of Information	1,241,357,366.00	334,177,128.36	1,211,064,076.31	57.8%	884,095,242.02
012300100100	Ministry of Information	492,956,334.00	95,429,684.76	394,327,190.95	55.8%	312,079,631.13
012300300100	Delta State Broadcasting Services Asaba	261,266,370.00	178,970,446.21	596,001,807.22	125.5%	121,284,949.14
012300400100	Delta State Broadcasting Services, Warri	286,078,079.00	-	-	0.0%	499,528,567.08
012305500100	Delta State Printing and Publishing Co. Ltd	201,056,583.00	59,776,997.39	220,735,078.14	53.3%	193,771,992.94

01250000000	Office of the Head of Service	441,357,287.00	185,894,662.95	786,820,827.02	90.6%	81,437,436.14
012500100100	Office of the Head of Service	278,122,574.00	125,816,345.05	538,222,013.18	109.5%	- 46,648,951.10
012500500100	Directorate of Establishment & Pension	163,234,713.00	60,078,317.90	248,598,813.84	66.0%	128,086,387.24
01400000000	Office of the Auditor General State	362,878,157.00	145,825,046.52	586,832,220.24	74.3%	202,946,912.92
014000100100	Office of the Auditor General State	150,683,063.00	60,941,959.69	243,098,992.63	66.8%	121,034,558.45
014000200100	Office of the Auditor General Local Government	212,195,094.00	84,883,086.83	343,733,227.61	80.8%	81,912,354.47
01470000000	Civil Service Commission	73,627,556.00	34,738,456.01	124,010,016.66	43.2%	163,068,027.42
014700100100	Civil Service Commission	73,627,556.00	34,738,456.01	124,010,016.66	43.2%	163,068,027.42
01490000000	Local Government Service Commission	2,718,984.00	-	-	0.0%	216,169,472.08
014900100100	Local Government Service Commission	2,718,984.00	-	-	0.0%	216,169,472.08
01480000000	Delta State Independent Electoral Commission	200,062,770.00	62,617,304.40	243,991,821.17	59.0%	169,521,436.91
014800100100	Delta State Independent Electoral Commission	200,062,770.00	62,617,304.40	243,991,821.17	59.0%	169,521,436.91
02000000000	Economic Sector	21,415,371,543.00	6,111,265,094.84	26,953,294,557.54	100.8%	- 201,660,812.51
02150000000	Ministry of Agriculture & Natural Resources	1,483,747,865.00	434,519,946.70	1,708,880,289.14	80.5%	415,219,040.10
021500100100	Ministry of Agriculture & Natural Resources	1,312,672,763.00	394,365,478.07	1,542,177,678.06	101.1%	- 16,054,426.98
021510200100	Delta State Agriculture Development Programme	164,638,673.00	-	-	0.0%	378,089,161.08
021510500100	Delta State Agric Procurement Agency	6,436,429.00	1,384,354.35	10,406,832.98	4.7%	209,480,084.10
021510600100	Tractor Hire Agency	-	38,770,114.28	156,295,778.10	-	156,295,778.10
02200000000	Ministry of Finance	15,211,315,742.00	4,347,541,429.99	20,026,476,580.59	126.3%	- 4,174,809,374.35
022000100100	Ministry of Finance	138,171,119.00	29,271,672.45	157,447,012.24	44.8%	194,174,594.84
022000700100	Office of the Accountant General	13,652,930,584.00	3,862,204,158.62	18,169,831,372.46	131.0%	- 4,303,450,300.38
022000800100	Delta State Internal Revenue Service	1,420,214,039.00	456,065,598.92	1,699,198,195.89	104.0%	- 65,533,668.81
02220000000	Ministry of Trade and Investment	362,768,013.00	114,885,048.59	478,622,925.03	83.1%	97,595,576.05
022200100100	Ministry of Trade and Investment	362,768,013.00	114,885,048.59	478,622,925.03	83.1%	97,595,576.05
02280000000	Directorate of Science and Technology	110,240,606.00	49,884,124.00	200,852,703.89	62.1%	122,838,390.19
022800100100	Directorate of Science and Technology	110,240,606.00	49,884,124.00	200,852,703.89	62.1%	122,838,390.19
02290000000	Directorate of Transport	828,092,246.00	258,416,231.58	1,037,158,436.38	82.6%	217,834,785.78
022900100100	Directorate of Transport	300,584,174.00	258,416,231.58	1,037,158,436.38	201.8%	- 523,123,774.30
022905300100	Delta State Traffic Management Authority (DESTMA)	527,508,072.00	-	-	0.0%	740,958,560.08
02310000000	Ministry Of Energy	362,306,326.00	100,940,049.68	410,921,504.18	52.1%	378,285,797.98
023100100100	Ministry of Energy	267,210,234.00	82,842,583.60	336,414,462.78	70.0%	144,246,259.30
023100300100	Rural Development Agency	95,096,092.00	18,097,466.08	74,507,041.40	24.1%	234,039,538.68
02320000000	Ministry of Oil and Gas	82,857,359.00	30,123,283.38	108,428,241.02	36.6%	187,879,606.06
023200100100	Ministry of Oil and Gas	82,857,359.00	30,123,283.38	108,428,241.02	36.6%	187,879,606.06
02340000000	Ministry of Works	347,987,708.00	104,005,913.76	402,336,465.09	71.7%	159,101,730.99
023400100100	Ministry of Works Hqtrs	347,987,708.00	104,005,913.76	402,336,465.09	71.7%	159,101,730.99
02360000000	Directorate of Culture and Tourism	484,215,880.00	110,895,245.07	457,213,490.45	40.7%	667,353,853.79
023600100100	Directorate of Culture and Tourism	268,751,734.00	-	-	0.0%	482,202,222.08
023600400100	Delta State Council of Arts and Culture	141,267,979.00	98,546,953.96	409,999,096.41	115.6%	- 55,280,629.33
023600500100	Delta State Tourism Board	74,196,167.00	12,348,291.11	47,214,394.04	16.4%	240,432,261.04
02380000000	Ministry of Economic Planning	351,182,568.00	103,937,126.72	388,556,114.93	68.8%	176,076,941.15
023800100100	Ministry of Economic Planning	351,182,568.00	103,937,126.72	388,556,114.93	68.8%	176,076,941.15
02520000000	Ministry of Water Resources	854,729,956.00	235,666,038.14	934,787,054.30	62.5%	560,294,365.94
025200100100	Ministry of Water Resources	308,565,184.00	97,716,215.74	384,999,789.31	73.8%	137,015,882.77
025200200100	Delta State Urban Water Corporation	426,869,273.00	119,323,665.19	474,139,879.17	74.0%	166,179,881.91
025200300100	Delta State Rural Water Supply & Sanitation Agency	119,295,499.00	18,626,157.21	75,647,385.82	22.7%	257,098,601.26
02530000000	Ministry of Housing	247,346,174.00	62,290,787.20	233,287,760.36	50.6%	227,508,901.72
025300100100	Ministry of Housing	247,346,174.00	62,290,787.20	233,287,760.36	50.6%	227,508,901.72
02600000000	Ministry of Lands, Survey & Urban Development	407,927,256.00	99,583,826.74	399,038,373.19	47.8%	435,789,858.97

026000100100	Ministry of Lands, Survey & Urban Development	300,000,000.00	75,623,510.06	316,295,555.81	61.6%	197,154,932.27
026005500100	Office of the Surveyor General	107,927,256.00	23,960,316.68	82,742,817.38	25.7%	238,634,926.70
025400000000	Ministry of Urban Renewal	280,653,844.00	58,576,043.29	166,734,618.99	33.7%	327,369,713.09
025400100100	Ministry of Urban Renewal	280,653,844.00	58,576,043.29	166,734,618.99	33.7%	327,369,713.09
030000000000	Law and Justice Sector	7,384,680,413.00	1,639,952,557.70	6,894,393,980.41	83.7%	1,344,088,384.92
031800000000	Judiciary Service Commission	6,469,453,115.00	1,411,777,972.62	5,982,710,064.18	84.1%	1,127,094,515.06
031801100100	Judiciary Service Commission	88,580,659.00	18,236,696.10	74,341,029.85	24.6%	227,690,117.23
031805100100	High Court of Justice	4,234,403,163.00	812,930,543.07	3,484,594,355.93	78.3%	963,259,295.15
031805200100	Customary Court of Appeal	2,146,469,293.00	580,610,733.45	2,423,774,678.40	102.7%	- 63,854,897.32
032600000000	Ministry of Justice	915,227,298.00	228,174,585.08	911,683,916.23	80.8%	216,993,869.85
032600100100	Ministry of Justice	915,227,298.00	228,174,585.08	911,683,916.23	80.8%	216,993,869.85
050000000000	Social Sector	60,534,945,511.00	21,767,997,961.35	80,860,557,364.90	118.5%	- 12,641,394,282.97
051300000000	Ministry of Youth Development	152,457,041.00	44,245,536.26	489,371,199.44	133.7%	- 123,463,670.36
051300100100	Ministry of Youth Development	152,457,041.00	44,245,536.26	489,371,199.44	133.7%	- 123,463,670.36
051400000000	Ministry of Women Affairs, Community and Social Develop	264,662,471.00	84,659,774.02	331,379,907.07	69.3%	146,733,052.01
051400100100	Ministry of Women Affairs and Social Development	264,662,471.00	84,659,774.02	331,379,907.07	69.3%	146,733,052.01
051700000000	Ministry of Secondary Education	25,479,786,307.00	9,623,349,213.63	32,578,900,063.73	125.8%	- 6,672,212,780.57
051700100100	Ministry of Secondary Education	946,068,409.00	1,150,593,832.03	11,141,649,885.98	960.9%	- 9,982,130,988.90
051705200100	Post Primary Education Board (PPEB) Hqtrs	24,533,717,898.00	8,472,755,381.60	21,437,250,177.75	86.6%	3,309,918,208.33
056300000000	Ministry of Primary Education	424,363,765.00	156,728,707.79	634,930,752.21	99.5%	2,883,500.87
056300200100	State Universal Basic Education Board (SUBEB)	424,363,765.00	156,728,707.79	634,930,752.21	99.5%	2,883,500.87
056400000000	Ministry of Higher Education	16,382,915,304.00	5,535,300,641.16	21,256,446,798.34	111.0%	- 2,098,675,149.28
056400100100	Ministry of Higher Education	195,802,698.00	66,289,804.92	320,832,635.64	78.4%	88,420,550.44
056402100100	Delta State University	3,918,125,282.00	-	-	0.0%	4,131,575,770.08
056400800200	Delta State University of Science and Technology, Ozoro	1,176,385,188.00	2,226,613,607.54	6,886,690,700.45	495.5%	- 5,496,855,024.37
056402100500	Delta State Polytechnic, Ogwashi-Uku	1,396,571,294.00	724,549,393.82	1,575,871,015.62	97.9%	34,150,766.46
056402100600	Delta State Polytechnic, Oghara	1,260,621,052.00	651,338,889.78	5,292,260,315.61	359.0%	- 3,818,188,775.53
056402100700	College of Education, Warri	1,989,217,271.00	35,331,486.00	35,331,486.00	1.6%	2,167,336,273.08
056402100800	University of Delta, Agbor	2,455,328,242.00	829,881,885.33	2,702,403,935.10	101.3%	- 33,625,205.02
056402100900	College of Education, Mosogar	836,660,380.00	271,427,390.60	869,087,657.86	82.8%	181,023,210.22
056402101000	Institute of Continuing Education, Asaba	436,051,571.00	-	-	0.0%	649,502,059.08
056405500100	Bursary and Scholarship Board	26,746,740.00	8,488,555.40	277,308,232.15	115.5%	- 37,111,004.07
056405600100	State Library Board	184,056,089.00	53,972,446.36	1,303,076,045.92	327.8%	- 905,569,468.84
056405600200	Dennis Osadebay University, Asaba	1,959,062,642.00	388,553,834.67	1,201,111,504.01	55.3%	971,401,626.07
056405600300	Delta State School of Marine Tech. Burutu	548,286,855.00	278,853,346.74	792,473,269.98	104.0%	- 30,735,926.90
056500000000	Ministry of Technical Education	418,826,229.00	60,830,949.92	114,172,036.32	13.5%	731,555,168.84
056500100100	Ministry of Technical Education	268,826,229.00	16,300,328.04	16,300,328.04	3.4%	465,976,389.04
056500800100	Technical and Vocational Education Board (TVEB)	150,000,000.00	44,530,621.88	97,871,708.28	26.9%	265,578,779.80
052100000000	Ministry of Health	15,640,691,128.00	5,605,788,256.12	20,915,553,535.25	117.7%	- 3,140,357,526.44
052100100100	Ministry of Health	1,159,802,808.00	612,944,700.68	1,672,802,166.19	121.8%	- 299,548,870.11
052100800100	Hospital Management Board (HMB)	9,349,744,674.00	3,705,083,471.64	11,160,828,578.65	116.7%	- 1,597,633,416.57
052100900100	Delta State Specialist Hospital, Oghara	3,229,567,776.00	1,177,550,795.98	3,837,143,368.74	111.4%	- 394,125,104.66
052101100100	School of Nursing, Warri	-	-	596,511,374.73	-	- 596,511,374.73
052101600100	Delta State Primary Health Care Development Agency	182,598,948.00	102,829,287.82	1,121,372,959.18	283.1%	- 725,323,523.10
052101700100	State School of Health Technology, Ughelli	-	7,380,000.00	805,617,102.42	-	- 805,617,102.42
052101900100	Contributory Health Commission	-	-	1,721,277,985.34	-	- 1,721,277,985.34
052102000100	Asaba Specialist Hospital, Asaba	1,206,299,594.00	-	-	0.0%	1,419,750,082.08
052102100100	Maternal and Childcare Centre, Ekpan	150,787,449.00	-	-	0.0%	364,237,937.08

052102200100	Maternal and Childcare Centre, Owa-Alero	150,787,449.00	-	-	0.0%	364,237,937.08
052102300100	Diagnostic Medical Complex, Owa-Alero	90,472,470.00	-	-	0.0%	303,922,958.08
052102400100	Drug Rehabilitation Centre, Kwale	30,157,490.00	-	-	0.0%	243,607,978.08
052102500100	Trauma Centre, Agbor	90,472,470.00	-	-	0.0%	303,922,958.08
053500000000	Ministry of Environment	416,975,286.00	146,322,488.66	955,210,166.07	90.3%	102,116,584.17
053500100100	Ministry of Environment	284,861,634.00	83,441,049.82	343,083,184.59	68.8%	155,228,937.49
053501600100	Delta State Environmental Protection Agency	13,634,825.00	6,948,501.61	416,912,478.89	183.6%	- 189,827,165.81
053505300100	Delta State Waste Management Board	118,478,827.00	55,932,937.23	195,214,502.59	58.8%	136,714,812.49
053900000000	Delta State Sports Commission	1,093,890,723.00	343,423,840.64	1,520,289,444.09	116.3%	- 212,948,233.01
053900100100	Delta State Sports Commission	1,093,890,723.00	343,423,840.64	1,520,289,444.09	116.3%	- 212,948,233.01
055100000000	Local Government and Chieftaincy	260,377,257.00	167,348,553.15	2,064,303,462.38	300.4%	- 1,377,025,229.22
055100100100	Directorate of Local Government	141,191,009.00	-	-	0.0%	354,641,497.08
055100200100	Directorate of Chieftaincy Affairs	119,186,248.00	-	45,823,798.27	13.8%	286,812,937.81
055100300100	Secretariat of Traditional Council	-	167,348,553.15	2,018,479,664.11	-	- 2,018,479,664.11

Table 6: Overhead Expenditure by Administrative Classification**Delta State Government Budget Performance Report 2023 Q4 - Overhead Expenditure by Administrative Classification**

Code	Administrative Unit	2023 Original Budget	2023 Q4 Performance	2023 Performance Year to Date (Q1-Q4)	% Performance Year to Date against 2023 Final Budget	Balance (against Final Budget)
	Total Overhead Expenditure	72,561,395,998.40	24,244,803,611.25	78,845,188,539.72	77.9%	22,418,784,754.94
01000000000	Administration Sector	30,737,830,937.40	5,829,309,935.60	36,063,588,488.02	88.5%	4,704,242,449.38
01110000000	Governor's Office	18,297,242,830.10	4,816,021,060.93	30,413,412,944.42	107.4%	- 2,086,170,114.32
011100100100	Government House & Protocol (GHP)	14,835,624,834.00	4,743,104,927.30	29,877,561,612.94	120.2%	- 5,011,936,778.94
011100100200	Deputy Governor's Office	960,799,997.00	7,645,937.50	8,492,937.50	0.9%	952,307,059.50
011100100300	Delta State Tenders Board	57,000,000.00	-	-	0.0%	57,000,000.00
011100100400	Contractors' Registration Board	2,400,000.00	-	-	0.0%	2,400,000.00
011100200100	Office of the Senior Political Adviser	405,000,000.00	-	-	0.0%	405,000,000.00
011100400100	Security Trust Fund Office	18,000,000.00	-	-	0.0%	18,000,000.00
011100500100	Directorate of Sustainable Development Goals- SDG	55,200,000.00	7,297,000.00	12,013,500.00	21.8%	43,186,500.00
011100800100	State Emergency Management Agency	204,700,000.00	-	-	0.0%	204,700,000.00
011101000100	Religious Affairs	-	-	4,185,000.00	-	4,185,000.00
011101100100	State Orientation Bureau	106,000,000.00	-	300,000.00	0.3%	105,700,000.00
011101600100	Office of the Honourable Commissioner, Special Projects	-	-	23,200,000.00	-	23,200,000.00
011101700100	Delta State Investments Development Agency (DIDA)	47,000,000.00	-	-	0.0%	47,000,000.00
011102000100	Office of the Director-General, Revenue Monitoring, Tracking	46,800,000.00	-	1,366,400.00	2.9%	45,433,600.00
011102100100	Directorate of Project Monitoring/Audit	-	16,177,000.00	17,977,000.00	-	17,977,000.00
011102200100	Office of Special Adviser NNDC BRACED Commission	14,500,000.00	-	-	0.0%	14,500,000.00
011102400100	Dir of Multilateral & Liaison Office, Abuja	-	4,346,029.38	4,346,029.38	-	4,346,029.38
011102500100	Direct Labour Agency	74,000,000.00	-	-	0.0%	74,000,000.00
011103300100	Governor's Office Annexe, Warri	168,000,000.00	-	-	0.0%	168,000,000.00
011103500100	Bureau of Local Government Pensions	35,400,000.00	-	-	0.0%	35,400,000.00
011104500100	Delta State Pension Bureau	22,500,000.00	5,781,000.00	392,215,726.97	1743.2%	- 369,715,726.97
011105500100	Bureau for Special Duties	196,000,000.00	25,949,254.25	65,115,725.13	33.2%	130,884,274.87
011105600100	Delta State Fire Service Command	44,918,000.00	-	-	0.0%	44,918,000.00
011110200100	Youth Mentoring Office	170,000,000.00	-	-	0.0%	170,000,000.00
011110800100	Office of SA to Governor on DESOPADEC	240,399,999.10	-	-	0.0%	240,399,999.10
011110800200	Office of the Chief of Staff	18,000,000.00	-	-	0.0%	18,000,000.00
011110800400	Task Force on Environment	165,000,000.00	-	766,100.00	0.5%	164,233,900.00
011110800600	Office of the Special Adviser on Rural & Community Development	-	-	153,000.00	-	153,000.00
011110800700	Office of the Chief Strategist	100,000,000.00	-	-	0.0%	100,000,000.00
011110800800	Delta State Public Procurement Commission	168,000,000.00	5,719,912.50	5,719,912.50	3.4%	162,280,087.50
011110800900	Delta State Local Content Agency	142,000,000.00	-	-	0.0%	142,000,000.00
01610000000	Secretary to the State Government	4,155,650,066.00	271,947,607.67	1,134,214,354.08	27.3%	3,021,435,711.92
016100100100	Secretary to the State Government Headquarters	3,632,200,000.00	230,959,157.49	1,084,624,903.90	29.9%	2,547,575,096.10
016100100200	Governor's Lodge, Lagos	45,000,090.00	-	-	0.0%	45,000,090.00
016100100400	Deputy Gov's Lodge, Abuja	18,749,976.00	-	-	0.0%	18,749,976.00
016100100500	Special Projects (Political Appointees)	280,000,000.00	-	-	0.0%	280,000,000.00
016100300100	Dir. of Cabinet and Administration	50,000,000.00	2,700,000.00	3,600,000.00	7.2%	46,400,000.00
016102100100	Delta State Liaison Office, Abuja	25,200,000.00	-	-	0.0%	25,200,000.00
016102100200	Delta State Liaison Office, Lagos	43,500,000.00	9,867,450.18	9,867,450.18	22.7%	33,632,549.82

016102200100	NNVS Unit - NNVS Programmes	1,800,000.00	8,423,000.00	8,423,000.00	467.9%	-	6,623,000.00
016102500200	Delta State SERVICOM Office	21,000,000.00	-	5,586,000.00	26.6%	-	15,414,000.00
016102600100	Directorate of Political and Security Services	35,500,000.00	19,998,000.00	22,113,000.00	62.3%	-	13,387,000.00
016103700100	Muslim Pilgrims Board	1,350,000.00	-	-	0.0%	-	1,350,000.00
016103800100	Christian Pilgrim Board	1,350,000.00	-	-	0.0%	-	1,350,000.00
011200000000	State Assembly	5,585,203,845.00	365,642,000.00	3,496,266,718.42	62.6%		2,088,937,126.58
011200300100	State House of Assembly	5,391,703,845.00	360,000,000.00	3,455,550,718.42	64.1%	-	1,936,153,126.58
011200400100	Delta State House of Assembly Service Commission	193,500,000.00	5,642,000.00	40,716,000.00	21.0%	-	152,784,000.00
012300000000	Ministry of Information	643,800,000.00	129,898,275.00	384,305,970.00	59.7%		259,494,030.00
012300100100	Ministry of Information	643,800,000.00	129,898,275.00	384,305,970.00	59.7%	-	259,494,030.00
012500000000	Office of the Head of Service	869,834,196.00	78,588,500.00	284,268,790.00	32.7%		585,565,406.00
012500100100	Office of the Head of Service	553,184,196.00	30,167,500.00	148,183,665.00	26.8%	-	405,000,531.00
012500500100	Directorate of Establishment & Pension	316,650,000.00	48,421,000.00	136,085,125.00	43.0%	-	180,564,875.00
014000000000	Office of the Auditor General State	388,000,000.30	119,500,000.00	172,246,000.00	44.4%		215,754,000.30
014000100100	Office of the Auditor General State	174,500,000.00	49,300,000.00	102,046,000.00	58.5%	-	72,454,000.00
014000200100	Office of the Auditor General Local Government	213,500,000.30	70,200,000.00	70,200,000.00	32.9%	-	143,300,000.30
014700000000	Civil Service Commission	123,600,000.00	21,517,000.00	149,205,750.00	120.7%	-	25,605,750.00
014700100100	Civil Service Commission	123,600,000.00	21,517,000.00	149,205,750.00	120.7%	-	25,605,750.00
014900000000	Local Government Service Commission	6,000,000.00	-	-	0.0%		6,000,000.00
014900100100	Local Government Service Commission	6,000,000.00	-	-	0.0%	-	6,000,000.00
014800000000	Delta State Independent Electoral Commission	668,500,000.00	26,195,492.00	29,667,961.10	4.4%		638,832,038.90
014800100100	Delta State Independent Electoral Commission	668,500,000.00	26,195,492.00	29,667,961.10	4.4%	-	638,832,038.90
020000000000	Economic Sector	27,955,738,636.00	15,603,520,577.41	32,188,575,781.59	78.5%		8,797,162,854.41
021500000000	Ministry of Agriculture & Natural Resources	82,400,000.00	-	3,689,000.00	4.5%		78,711,000.00
021500100100	Ministry of Agriculture & Natural Resources	72,800,000.00	-	3,689,000.00	5.1%	-	69,111,000.00
021510200100	Delta State Agriculture Development Programme	3,600,000.00	-	-	0.0%	-	3,600,000.00
021510400100	Tree Corps Unit	1,200,000.00	-	-	0.0%	-	1,200,000.00
021510500100	Delta State Agric Procurement Agency	4,800,000.00	-	-	0.0%	-	4,800,000.00
022000000000	Ministry of Finance	24,044,544,060.00	14,879,388,902.01	30,587,644,152.20	113.0%	-	3,513,100,092.20
022000100100	Ministry of Finance	10,291,569,471.00	8,318,605,886.65	21,956,287,724.09	164.8%	-	8,634,718,253.09
022000200100	Debt Management Office	2,400,000.00	-	-	0.0%	-	2,400,000.00
022000700100	Office of the Accountant General	9,550,574,589.00	6,055,024,515.36	7,673,241,928.11	80.3%	-	1,877,332,660.89
022000800100	Delta State Internal Revenue Service	4,200,000,000.00	505,758,500.00	958,114,500.00	22.8%	-	3,241,885,500.00
022200000000	Ministry of Trade and Investment	99,700,000.00	15,510,759.00	122,026,643.00	122.4%	-	22,326,643.00
022200100100	Ministry of Trade and Investment	43,500,000.00	15,510,759.00	26,246,643.00	60.3%	-	17,253,357.00
022200300100	Delta State Micro, Small and Medium Enterprises Agency	56,200,000.00	-	95,780,000.00	170.4%	-	39,580,000.00
022800000000	Directorate of Science and Technology	33,620,000.00	-	47,005,000.00	139.8%	-	13,385,000.00
022800100100	Directorate of Science and Technology	33,620,000.00	-	47,005,000.00	139.8%	-	13,385,000.00
022900000000	Directorate of Transport	121,600,000.00	51,859,362.50	121,191,714.94	99.7%		408,285.06
022900100100	Directorate of Transport	38,600,000.00	42,859,362.50	100,691,714.94	260.9%	-	62,091,714.94
022905300100	Delta State Traffic Management Authority (DESTMA)	83,000,000.00	9,000,000.00	20,500,000.00	24.7%	-	62,500,000.00
023100000000	Ministry Of Energy	924,350,000.00	169,806,747.29	525,841,832.77	56.9%		398,508,167.23

023100100100	Ministry of Energy	898,250,000.00	167,136,747.29	522,871,832.77	58.2%	375,378,167.23
023100300100	Rural Development Agency	26,100,000.00	2,670,000.00	2,970,000.00	11.4%	23,130,000.00
023200000000	Ministry of Oil and Gas	415,600,000.00	26,897,000.00	137,119,000.00	33.0%	278,481,000.00
023200100100	Ministry of Oil and Gas	415,600,000.00	26,897,000.00	137,119,000.00	33.0%	278,481,000.00
023400000000	Ministry of Works	36,400,000.00	15,379,214.06	15,379,214.06	0.2%	10,021,020,785.94
023400100100	Ministry of Works Hqtrs	36,400,000.00	15,379,214.06	15,379,214.06	0.2%	10,021,020,785.94
023600000000	Directorate of Culture and Tourism	122,775,000.00	13,483,000.00	47,433,000.00	38.6%	75,342,000.00
023600100100	Directorate of Culture and Tourism	50,800,000.00	13,483,000.00	29,433,000.00	57.9%	21,367,000.00
023600400100	Delta State Council of Arts and Culture	34,000,000.00	-	-	0.0%	34,000,000.00
023600500100	Delta State Tourism Board	37,975,000.00	-	18,000,000.00	47.4%	19,975,000.00
023800000000	Ministry of Economic Planning	1,273,700,000.00	256,438,867.55	346,834,809.12	27.2%	926,865,190.88
023800100100	Ministry of Economic Planning	1,273,700,000.00	256,438,867.55	346,834,809.12	27.2%	926,865,190.88
025200000000	Ministry of Water Resources	81,549,940.00	920,000.00	1,917,500.00	2.4%	79,632,440.00
025200100100	Ministry of Water Resources	8,000,000.00	-	997,500.00	12.5%	7,002,500.00
025200200100	Delta State Urban Water Corporation	40,000,000.00	-	-	0.0%	40,000,000.00
025200300100	Delta State Rural Water Supply & Sanitation Agency	11,549,940.00	-	-	0.0%	11,549,940.00
025200400100	Small Towns Water Supply and Sanitation Agency (STOWASA)	22,000,000.00	-	-	0.0%	22,000,000.00
025200500100	Delta State Water Regulatory Commission	-	920,000.00	920,000.00	-	920,000.00
025300000000	Ministry of Housing	64,312,136.00	10,000,000.00	29,422,190.50	45.7%	34,889,945.50
025300100100	Ministry of Housing	64,312,136.00	10,000,000.00	29,422,190.50	45.7%	34,889,945.50
026000000000	Ministry of Lands, Survey & Urban Development	630,487,500.00	159,865,350.00	196,115,350.00	31.1%	434,372,150.00
026000100100	Ministry of Lands, Survey & Urban Development	555,887,500.00	159,865,350.00	196,115,350.00	35.3%	359,772,150.00
026005200100	Land Use Allocation Committee	17,500,000.00	-	-	0.0%	17,500,000.00
026005300100	Delta State Boundary Commission	20,900,000.00	-	-	0.0%	20,900,000.00
026005500100	Office of the Surveyor General	36,200,000.00	-	-	0.0%	36,200,000.00
025400000000	Ministry of Urban Renewal	24,700,000.00	3,971,375.00	6,956,375.00	28.2%	17,743,625.00
025400100100	Ministry of Urban Renewal	20,000,000.00	3,971,375.00	6,956,375.00	34.8%	13,043,625.00
025400200100	Urban and Regional Planning Board	4,700,000.00	-	-	0.0%	4,700,000.00
030000000000	Law and Justice Sector	1,963,065,000.00	1,208,177,624.43	4,980,303,734.62	65.5%	2,625,338,561.64
031800000000	Judiciary Service Commission	656,925,000.00	65,558,800.00	855,404,099.43	130.2%	- 198,479,099.43
031801100100	Judiciary Service Commission	47,000,000.00	12,633,800.00	105,126,358.43	223.7%	- 58,126,358.43
031805100100	High Court of Justice	481,925,000.00	25,925,000.00	630,777,741.00	130.9%	- 148,852,741.00
031805200100	Customary Court of Appeal	128,000,000.00	27,000,000.00	119,500,000.00	93.4%	8,500,000.00
032600000000	Ministry of Justice	1,306,140,000.00	1,142,618,824.43	4,124,899,635.19	59.4%	2,823,817,661.07
032600100100	Ministry of Justice	1,282,140,000.00	1,142,618,824.43	4,124,899,635.19	59.6%	2,799,817,661.07
032600700100	Multi-Door/Centres	24,000,000.00	-	-	0.0%	24,000,000.00
040000000000	Regional Sector	135,000,000.00	11,934,050.00	76,868,050.00	56.9%	58,131,950.00
043700000000	Delta State Development Agencies	135,000,000.00	11,934,050.00	76,868,050.00	56.9%	58,131,950.00
043700100100	Delta State Capital Territory Development Agency	135,000,000.00	11,934,050.00	66,908,050.00	49.6%	68,091,950.00
043700200100	Warri-Uvwie and Environs Special Area Development Agency	-	-	9,960,000.00	-	9,960,000.00

05000000000	Social Sector	11,769,761,425.00	1,591,861,423.81	5,535,852,485.49	47.0%	6,233,908,939.51
05130000000	Ministry of Youth Development	196,000,000.00	-	33,522,673.00	17.1%	162,477,327.00
051300100100	Ministry of Youth Development	196,000,000.00	-	33,522,673.00	17.1%	162,477,327.00
05140000000	Ministry of Women Affairs, Community and Social De	183,000,000.00	4,926,000.00	61,592,000.00	33.7%	121,408,000.00
051400100100	Ministry of Women Affairs and Social Development	183,000,000.00	4,926,000.00	61,592,000.00	33.7%	121,408,000.00
05660000000	Ministry of Social Intervention Programme/Humanita	2,400,000,000.00	10,369,500.00	10,369,500.00	0.4%	2,389,630,500.00
056600100100	Ministry of Social Intervention Programme/Humanitarian/Com	2,400,000,000.00	10,369,500.00	10,369,500.00	0.4%	2,389,630,500.00
05170000000	Ministry of Secondary Education	1,686,186,425.00	224,077,315.00	2,258,074,442.68	133.9%	- 571,888,017.68
051700100100	Ministry of Secondary Education	1,256,691,425.00	224,077,315.00	860,439,483.54	68.5%	396,251,941.46
051701000100	Agency for Adult & Non-Formal Education	12,300,000.00	-	1,850,000.00	15.0%	10,450,000.00
051701200100	French Language School	3,400,000.00	-	-	0.0%	3,400,000.00
051702600000	Model Schools	35,550,000.00	-	-	0.0%	35,550,000.00
051705200100	Post Primary Education Board (PPEB) Hqtrs	71,245,000.00	-	1,395,784,959.14	1959.1%	- 1,324,539,959.14
051705200200	PPEB Zonal Offices	10,200,000.00	-	-	0.0%	10,200,000.00
051705200300	Teachers Professional Development Centre, Owa -Oyibu	296,800,000.00	-	-	0.0%	296,800,000.00
05630000000	Ministry of Primary Education	86,000,000.00	-	-	0.0%	86,000,000.00
056300200100	State Universal Basic Education Board (SUBEB)	86,000,000.00	-	-	0.0%	86,000,000.00
05640000000	Ministry of Higher Education	1,569,700,000.00	205,836,000.00	210,305,000.00	13.4%	1,359,395,000.00
056400100100	Ministry of Higher Education	131,000,000.00	205,836,000.00	207,305,000.00	158.2%	- 76,305,000.00
056402100100	Delta State University	191,000,000.00	-	-	0.0%	191,000,000.00
056400800200	Delta State University of Science and Technology, Ozoro	37,000,000.00	-	-	0.0%	37,000,000.00
056402100500	Delta State Polytechnic, Ogwashi-Uku	30,000,000.00	-	-	0.0%	30,000,000.00
056402100600	Delta State Polytechnic, Oghara	30,000,000.00	-	-	0.0%	30,000,000.00
056402100700	College of Education, Warri	30,000,000.00	-	-	0.0%	30,000,000.00
056402100800	University of Delta, Agbor	37,000,000.00	-	-	0.0%	37,000,000.00
056402100900	College of Education, Mosogar	30,000,000.00	-	-	0.0%	30,000,000.00
056402101000	Institute of Continuing Education, Asaba	34,700,000.00	-	-	0.0%	34,700,000.00
056405500100	Bursary and Scholarship Board	966,600,000.00	-	3,000,000.00	0.3%	963,600,000.00
056405600100	State Library Board	5,400,000.00	-	-	0.0%	5,400,000.00
056405600200	Dennis Osadebay University, Asaba	37,000,000.00	-	-	0.0%	37,000,000.00
056405600300	Delta State School of Marine Tech. Burutu	10,000,000.00	-	-	0.0%	10,000,000.00
05650000000	Ministry of Technical Education	470,000,000.00	49,016,900.00	130,537,183.00	27.8%	339,462,817.00
056500100100	Ministry of Technical Education	170,000,000.00	49,016,900.00	130,537,183.00	76.8%	39,462,817.00
056500800100	Technical and Vocational Education Board (TVEB)	300,000,000.00	-	-	0.0%	300,000,000.00
05210000000	Ministry of Health	405,000,000.00	338,088,297.25	679,447,367.25	167.8%	- 274,447,367.25
052100100100	Ministry of Health	194,800,000.00	141,670,500.00	453,879,570.00	233.0%	- 259,079,570.00
052100800100	Hospital Management Board (HMB)	34,200,000.00	-	-	0.0%	34,200,000.00
052101000100	Traditional Medicine Board	-	-	29,000,000.00	-	- 29,000,000.00
052101600100	Delta State Primary Health Care Development Agency	126,000,000.00	-	-	0.0%	126,000,000.00
052101800100	State Action Committee on AIDS (SACA)	50,000,000.00	-	150,000.00	0.3%	49,850,000.00
052101900100	Contributory Health Commission	-	196,417,797.25	196,417,797.25	-	- 196,417,797.25
05350000000	Ministry of Environment	431,800,000.00	806,250.00	65,919,916.00	15.3%	365,880,084.00
053500100100	Ministry of Environment	157,200,000.00	806,250.00	50,910,264.00	32.4%	106,289,736.00
053501600100	Delta State Environmental Protection Agency	3,000,000.00	-	3,391,500.00	113.1%	- 391,500.00
053505300100	Delta State Waste Management Board	271,600,000.00	-	11,618,152.00	4.3%	259,981,848.00
05390000000	Delta State Sports Commission	4,015,000,000.00	740,771,161.56	2,025,495,161.56	50.4%	1,989,504,838.44
053900100100	Delta State Sports Commission	4,015,000,000.00	740,771,161.56	2,025,495,161.56	50.4%	1,989,504,838.44
05510000000	Local Government and Chieftaincy	327,075,000.00	17,970,000.00	60,589,242.00	18.5%	266,485,758.00
055100100100	Directorate of Local Government	154,235,000.00	4,650,000.00	23,602,220.00	15.3%	130,632,780.00
055100200100	Directorate of Chieftaincy Affairs	172,840,000.00	13,320,000.00	36,987,022.00	21.4%	135,852,978.00

Table 7: Capital Expenditure by Administrative Classification**Delta State Government Budget Performance Report 2023 Q4 - Capital Expenditure by Administrative Classification**

Code	Administrative Unit	2023 Original Budget	2023 Final Budget	2023 Q4 Performance	2023 Performance Year to Date (Q1-Q4)	% Performance Year to Date against 2023 Final Budget	Balance (against Final Budget)
	Total Capital Expenditure	336,128,570,890.10	521,836,731,728.84	118,009,990,512.22	392,408,414,930.69	75.2%	129,428,316,798.15
01000000000	Administration Sector	17,039,667,651.00	51,603,051,220.00	3,967,341,678.77	24,512,276,654.84	47.5%	27,090,774,565.16
01110000000	Governor's Office	9,474,898,656.00	42,838,282,225.00	3,473,968,187.41	22,268,861,105.69	52.0%	20,569,421,119.31
011100100100	Government House & Protocol (GHP)	6,045,162,126.00	32,067,040,142.00	3,414,516,747.01	21,803,253,142.29	68.0%	10,263,786,999.71
011100100200	Deputy Governor's Office	225,759,054.00	225,759,054.00	6,976,750.00	52,535,250.00	23.3%	173,223,804.00
011100200100	Office of the Senior Political Adviser	14,995,000.00	14,995,000.00	-	-	0.0%	14,995,000.00
011100400100	Security Trust Fund Office	20,000,000.00	20,000,000.00	-	-	0.0%	20,000,000.00
011100500100	Directorate of Sustainable Development Goals- SDG	20,000,000.00	20,000,000.00	7,539,275.00	11,492,275.00	57.5%	8,507,725.00
011100700100	Delta State Signage and Advertising Agency (DESAA)	20,000,000.00	20,000,000.00	-	811,000.00	4.1%	19,189,000.00
011100800100	State Emergency Management Agency	200,000,000.00	7,541,505,553.00	-	-	0.0%	7,541,505,553.00
011101500100	Delta State Job and Wealth Creation Bureau	1,000,000,000.00	1,000,000,000.00	-	198,119,280.14	19.8%	801,880,719.86
011101700100	Delta State Investments Development Agency (DIDA)	34,000,000.00	34,000,000.00	-	-	0.0%	34,000,000.00
011101800100	Office of the Public and Private Property Protection	25,000,000.00	25,000,000.00	-	-	0.0%	25,000,000.00
011101900100	Delta UNIDO Center/Export Initiative	50,000,000.00	50,000,000.00	-	-	0.0%	50,000,000.00
011102000100	Office of the Director-General, Revenue Monitoring, Tracking	62,000,000.00	62,000,000.00	-	-	0.0%	62,000,000.00
011102100100	Directorate of Project Monitoring/Audit	97,000,000.00	97,000,000.00	9,699,062.00	9,699,062.00	10.0%	87,300,938.00
011102200100	Office of Special Adviser NNDC BRACED Commission	20,000,000.00	20,000,000.00	3,801,225.00	3,801,225.00	19.0%	16,198,775.00
011102500100	Direct Labour Agency	654,437,792.00	654,437,792.00	-	-	0.0%	654,437,792.00
011103500100	Bureau of Local Government Pensions	33,459,842.00	33,459,842.00	-	-	0.0%	33,459,842.00
011104500100	Delta State Pension Bureau	61,459,842.00	61,459,842.00	-	3,245,625.00	5.3%	58,214,217.00
011105500100	Bureau for Special Duties	571,000,000.00	571,000,000.00	30,746,053.40	122,312,671.26	21.4%	448,687,328.74
011110200100	Youth Mentoring Office	10,000,000.00	10,000,000.00	-	-	0.0%	10,000,000.00
011110300100	Office of the Economic Adviser	20,000,000.00	20,000,000.00	-	-	0.0%	20,000,000.00
011110400100	Office of the Senior Policy Adviser	20,000,000.00	20,000,000.00	-	-	0.0%	20,000,000.00
011110800200	Office of the Chief of Staff	30,000,000.00	30,000,000.00	-	-	0.0%	30,000,000.00
011110800500	HCGDC Government House	30,000,000.00	30,000,000.00	-	-	0.0%	30,000,000.00
011110800800	Delta State Public Procurement Commission	190,625,000.00	190,625,000.00	689,075.00	63,591,575.00	33.4%	127,033,425.00
011110800900	Delta State Local Content Agency	20,000,000.00	20,000,000.00	-	-	0.0%	20,000,000.00
01610000000	Secretary to the State Government	1,517,967,874.00	2,717,967,874.00	466,279,312.26	2,045,631,757.55	75.3%	672,336,116.45
016100100100	Secretary to the State Government Headquarters	1,447,000,000.00	2,647,000,000.00	466,279,312.26	2,040,799,132.55	77.1%	606,200,867.45
016100300100	Dir. of Cabinet and Administration	25,967,874.00	25,967,874.00	-	4,832,625.00	18.6%	21,135,249.00
016102500200	Delta State SERVICOM Office	20,000,000.00	20,000,000.00	-	-	0.0%	20,000,000.00
016102600100	Directorate of Political and Security Services	25,000,000.00	25,000,000.00	-	-	0.0%	25,000,000.00
01120000000	State Assembly	4,017,493,879.00	4,017,493,879.00	2,487,375.00	2,487,375.00	0.1%	4,015,006,504.00
011200300100	State House of Assembly	3,932,874,194.00	3,932,874,194.00	-	-	0.0%	3,932,874,194.00
011200400100	Delta State House of Assembly Service Commission	84,619,685.00	84,619,685.00	2,487,375.00	2,487,375.00	2.9%	82,132,310.00

01230000000	Ministry of Information	1,305,000,000.00	1,305,000,000.00	6,199,999.10	13,591,249.10	1.0%	1,291,408,750.90
012300100100	Ministry of Information	1,300,000,000.00	1,300,000,000.00	6,199,999.10	13,591,249.10	1.0%	1,286,408,750.90
012300500100	Orientation and Communication	5,000,000.00	5,000,000.00	-	-	0.0%	5,000,000.00
01250000000	Office of the Head of Service	326,887,558.00	326,887,558.00	-	14,632,362.50	4.5%	312,255,195.50
012500100100	Office of the Head of Service	244,887,558.00	244,887,558.00	-	14,632,362.50	6.0%	230,255,195.50
012500500100	Directorate of Establishment & Pension	82,000,000.00	82,000,000.00	-	-	0.0%	82,000,000.00
01400000000	Office of the Auditor General State	300,000,000.00	300,000,000.00	10,000,000.00	155,000,000.00	51.7%	145,000,000.00
014000100100	Office of the Auditor General State	100,000,000.00	100,000,000.00	10,000,000.00	15,000,000.00	15.0%	85,000,000.00
014000200100	Office of the Auditor General Local Government	200,000,000.00	200,000,000.00	-	140,000,000.00	70.0%	60,000,000.00
01470000000	Civil Service Commission	32,500,000.00	32,500,000.00	4,926,600.00	7,416,600.00	22.8%	25,083,400.00
014700100100	Civil Service Commission	32,500,000.00	32,500,000.00	4,926,600.00	7,416,600.00	22.8%	25,083,400.00
01490000000	Local Government Service Commission	32,459,842.00	32,459,842.00	-	1,176,000.00	3.6%	31,283,842.00
014900100100	Local Government Service Commission	32,459,842.00	32,459,842.00	-	1,176,000.00	3.6%	31,283,842.00
01480000000	Delta State Independent Electoral Commission	32,459,842.00	32,459,842.00	3,480,205.00	3,480,205.00	10.7%	28,979,637.00
014800100100	Delta State Independent Electoral Commission	32,459,842.00	32,459,842.00	3,480,205.00	3,480,205.00	10.7%	28,979,637.00
02000000000	Economic Sector	179,795,547,636.33	315,879,951,331.33	72,737,256,428.72	253,297,176,202.72	80.2%	62,582,775,128.61
02150000000	Ministry of Agriculture & Natural Resources	2,049,462,663.00	13,989,918,635.00	26,085,994.36	203,174,943.80	1.5%	13,786,743,691.20
021500100100	Ministry of Agriculture & Natural Resources	2,049,462,663.00	13,989,918,635.00	26,085,994.36	203,174,943.80	1.5%	13,786,743,691.20
02200000000	Ministry of Finance	7,665,099,167.00	52,969,149,576.00	1,655,263,359.92	38,202,899,467.72	72.1%	14,766,250,108.28
022000100100	Ministry of Finance	6,872,400,000.00	41,872,400,000.00	1,633,264,800.00	23,879,860,135.27	57.0%	17,992,539,864.73
022000700100	Office of the Accountant General	182,699,167.00	10,486,749,576.00	21,998,559.92	14,290,043,332.45	136.3%	- 3,803,293,756.45
022000800100	Delta State Internal Revenue Service	610,000,000.00	610,000,000.00	-	32,996,000.00	5.4%	577,004,000.00
02220000000	Ministry of Trade and Investment	9,164,500,000.00	9,164,500,000.00	677,127,204.51	2,622,132,759.76	28.6%	6,542,367,240.24
022200100100	Ministry of Trade and Investment	8,664,500,000.00	8,664,500,000.00	677,127,204.51	2,622,132,759.76	30.3%	6,042,367,240.24
022200300100	Delta State Micro, Small and Medium Enterprises Agency	500,000,000.00	500,000,000.00	-	-	0.0%	500,000,000.00
02280000000	Directorate of Science and Technology	1,328,500,000.00	1,328,500,000.00	82,444,153.14	103,589,153.14	7.8%	1,224,910,846.86
022800100100	Directorate of Science and Technology	1,328,500,000.00	1,328,500,000.00	82,444,153.14	103,589,153.14	7.8%	1,224,910,846.86
02290000000	Directorate of Transport	18,516,442,761.50	18,516,442,761.50	408,478,898.90	1,249,871,276.83	6.8%	17,266,571,484.67
022900100100	Directorate of Transport	17,640,742,761.50	17,640,742,761.50	408,478,898.90	1,246,001,276.83	7.1%	16,394,741,484.67
022905300100	Delta State Traffic Management Authority (DESTMA)	875,700,000.00	875,700,000.00	-	3,870,000.00	0.4%	871,830,000.00
02310000000	Ministry Of Energy	5,542,758,624.69	5,542,758,624.69	3,991,169,990.34	11,801,230,491.38	212.9%	- 6,258,471,866.69
023100100100	Ministry of Energy	5,077,758,624.69	5,077,758,624.69	3,799,173,922.44	11,563,496,014.04	227.7%	- 6,485,737,389.35
023100300100	Rural Development Agency	465,000,000.00	465,000,000.00	191,996,067.90	237,734,477.34	51.1%	227,265,522.66
02320000000	Ministry of Oil and Gas	523,000,000.33	523,000,000.33	2,309,000.00	3,969,000.00	0.8%	519,031,000.33
023200100100	Ministry of Oil and Gas	523,000,000.33	523,000,000.33	2,309,000.00	3,969,000.00	0.8%	519,031,000.33
02340000000	Ministry of Works	103,067,811,223.00	173,001,862,901.00	54,636,494,526.66	169,992,792,496.01	98.3%	3,009,070,404.99
023400100100	Ministry of Works Hqtrs	103,067,811,223.00	173,001,862,901.00	54,636,494,526.66	169,992,792,496.01	98.3%	3,009,070,404.99
02360000000	Directorate of Culture and Tourism	2,709,100,660.00	2,709,100,660.00	127,498,738.00	1,442,563,658.77	53.2%	1,266,537,001.23
023600100100	Directorate of Culture and Tourism	2,665,100,660.00	2,665,100,660.00	127,498,738.00	1,442,563,658.77	54.1%	1,222,537,001.23
023600400100	Delta State Council of Arts and Culture	24,000,000.00	24,000,000.00	-	-	0.0%	24,000,000.00
023600500100	Delta State Tourism Board	20,000,000.00	20,000,000.00	-	-	0.0%	20,000,000.00
02380000000	Ministry of Economic Planning	10,521,000,000.00	13,271,000,000.00	7,254,483,562.41	7,884,350,247.90	59.4%	5,386,649,752.10
023800100100	Ministry of Economic Planning	10,521,000,000.00	13,271,000,000.00	7,254,483,562.41	7,884,350,247.90	59.4%	5,386,649,752.10
02520000000	Ministry of Water Resources	2,905,469,380.00	2,905,469,380.00	123,035,116.51	1,162,659,463.23	40.0%	1,742,809,916.77
025200100100	Ministry of Water Resources	2,013,694,265.00	2,013,694,265.00	64,907,189.42	783,990,557.86	38.9%	1,229,703,707.14
025200200100	Delta State Urban Water Corporation	400,000,000.00	400,000,000.00	36,277,616.37	106,351,468.61	26.6%	293,648,531.39
025200300100	Delta State Rural Water Supply & Sanitation Agency	240,887,558.00	240,887,558.00	3,960,934.76	132,004,461.14	54.8%	108,883,096.86
025200400100	Small Towns Water Supply and Sanitation Agency (STOWAS)	240,887,557.00	240,887,557.00	17,300,364.99	139,723,964.65	58.0%	101,163,592.35
025200500100	Delta State Water Regulatory Commission	10,000,000.00	10,000,000.00	589,010.97	589,010.97	5.9%	9,410,989.03

02530000000	Ministry of Housing	9,416,700,699.00	14,572,546,335.00	2,877,329,280.86	10,944,634,917.62	75.1%	3,627,911,417.38
025300100100	Ministry of Housing	9,416,700,699.00	14,572,546,335.00	2,877,329,280.86	10,944,634,917.62	75.1%	3,627,911,417.38
02600000000	Ministry of Lands, Survey & Urban Development	773,036,216.00	773,036,216.00	22,016,260.00	611,657,760.00	79.1%	161,378,456.00
026000100100	Ministry of Lands, Survey & Urban Development	668,536,216.00	668,536,216.00	22,016,260.00	592,172,760.00	88.6%	76,363,456.00
026005500100	Office of the Surveyor General	104,500,000.00	104,500,000.00	-	19,485,000.00	18.6%	85,015,000.00
02540000000	Ministry of Urban Renewal	5,612,666,241.81	6,612,666,241.81	853,520,343.11	7,071,650,566.56	106.9%	- 458,984,324.75
025400100100	Ministry of Urban Renewal	5,588,666,241.81	6,588,666,241.81	850,090,343.11	7,068,220,566.56	107.3%	- 479,554,324.75
025400200100	Urban and Regional Planning Board	24,000,000.00	24,000,000.00	3,430,000.00	3,430,000.00	14.3%	20,570,000.00
03000000000	Law and Justice Sector	3,391,210,003.00	3,391,210,003.00	448,430,633.03	1,981,260,382.91	58.4%	1,409,949,620.09
03180000000	Judiciary Service Commission	3,261,500,811.00	3,261,500,811.00	425,138,485.09	1,957,968,234.97	60.0%	1,303,532,576.03
031801100100	Judiciary Service Commission	38,000,811.00	38,000,811.00	25,996,000.00	44,996,000.00	118.4%	- 6,995,189.00
031805100100	High Court of Justice	1,724,000,000.00	1,724,000,000.00	354,142,485.09	1,514,723,821.11	87.9%	209,276,178.89
031805200100	Customary Court of Appeal	1,499,500,000.00	1,499,500,000.00	45,000,000.00	398,248,413.86	26.6%	1,101,251,586.14
03260000000	Ministry of Justice	129,709,192.00	129,709,192.00	23,292,147.94	23,292,147.94	18.0%	106,417,044.06
032600100100	Ministry of Justice	129,709,192.00	129,709,192.00	23,292,147.94	23,292,147.94	18.0%	106,417,044.06
04000000000	Regional Sector	64,225,000,000.00	64,225,000,000.00	29,507,371,713.43	49,828,512,714.42	77.6%	14,396,487,285.58
04630000000	DESOPADEC	48,000,000,000.00	48,000,000,000.00	24,398,000,000.00	35,475,000,000.00	73.9%	12,525,000,000.00
046300100100	DESOPADEC	48,000,000,000.00	48,000,000,000.00	24,398,000,000.00	35,475,000,000.00	73.9%	12,525,000,000.00
04370000000	Delta State Development Agencies	16,225,000,000.00	16,225,000,000.00	5,109,371,713.43	14,353,512,714.42	88.5%	1,871,487,285.58
043700100100	Delta State Capital Territory Development Agency	4,000,000,000.00	4,000,000,000.00	1,397,130,826.75	6,673,286,708.62	166.8%	- 2,673,286,708.62
043700200100	Warri-Uvwie and Environs Special Area Development Agency	12,225,000,000.00	12,225,000,000.00	3,712,240,886.68	7,680,226,005.80	62.8%	4,544,773,994.20
05000000000	Social Sector	71,677,145,599.77	86,737,519,174.51	11,349,590,058.27	62,789,188,975.80	72.4%	23,948,330,198.71
05130000000	Ministry of Youth Development	1,705,598,627.00	1,705,598,627.00	50,000,000.00	663,862,993.83	38.9%	1,041,735,633.17
051300100100	Ministry of Youth Development	1,705,598,627.00	1,705,598,627.00	50,000,000.00	663,862,993.83	38.9%	1,041,735,633.17
05140000000	Ministry of Women Affairs, Community and Social Development	1,000,000,000.00	1,000,000,000.00	35,119,259.50	485,143,184.32	48.5%	514,856,815.68
051400100100	Ministry of Women Affairs and Social Development	1,000,000,000.00	1,000,000,000.00	35,119,259.50	485,143,184.32	48.5%	514,856,815.68
05660000000	Ministry of Social Intervention Programme/Humanitarian/Community Development	100,000,000.00	100,000,000.00	-	1,777,000.00	1.8%	98,223,000.00
056600100100	Ministry of Social Intervention Programme/Humanitarian/Community Development	100,000,000.00	100,000,000.00	-	1,777,000.00	1.8%	98,223,000.00
05710000000	Girl Child Entrepreneurship Development	130,000,000.00	130,000,000.00	-	-	0.0%	130,000,000.00
057100100100	Girl Child Programmes	130,000,000.00	130,000,000.00	-	-	0.0%	130,000,000.00
05170000000	Ministry of Secondary Education	11,707,000,000.00	11,707,000,000.00	3,920,656,272.54	28,163,912,853.42	240.6%	- 16,456,912,853.42
051700100100	Ministry of Secondary Education	11,645,000,000.00	11,645,000,000.00	3,920,656,272.54	28,163,912,853.42	241.9%	- 16,518,912,853.42
051705200100	Post Primary Education Board (PPEB) Hqtrs	32,000,000.00	32,000,000.00	-	-	0.0%	32,000,000.00
051705200300	Teachers Professional Development Centre, Owa -Oyibu	30,000,000.00	30,000,000.00	-	-	0.0%	30,000,000.00

05630000000	Ministry of Primary Education	7,360,000,000.00	7,360,000,000.00	-	-	0.0%	7,360,000,000.00
056300100100	Ministry of Primary Education	6,060,000,000.00	6,060,000,000.00	-	-	0.0%	6,060,000,000.00
056300200100	State Universal Basic Education Board (SUBEB)	1,300,000,000.00	1,300,000,000.00	-	-	0.0%	1,300,000,000.00
05640000000	Ministry of Higher Education	17,704,000,000.00	17,704,000,000.00	1,511,382,849.50	6,503,425,319.50	36.7%	11,200,574,680.50
056400100100	Ministry of Higher Education	17,704,000,000.00	17,704,000,000.00	1,511,382,849.50	6,503,425,319.50	36.7%	11,200,574,680.50
05650000000	Ministry of Technical Education	8,069,999,999.00	8,069,999,999.00	760,096,985.41	3,032,300,688.43	37.6%	5,037,699,310.57
056500100100	Ministry of Technical Education	7,000,000,000.00	7,000,000,000.00	760,096,985.41	3,032,300,688.43	43.3%	3,967,699,311.57
056500800100	Technical and Vocational Education Board (TVEB)	1,069,999,999.00	1,069,999,999.00	-	-	0.0%	1,069,999,999.00
05210000000	Ministry of Health	13,919,000,000.00	27,479,373,574.74	4,138,725,774.11	18,255,695,016.34	66.4%	9,223,678,558.40
052100100100	Ministry of Health	12,459,000,000.00	24,739,373,574.74	3,947,078,850.75	16,919,385,577.07	68.4%	7,819,987,997.67
052100800100	Hospital Management Board (HMB)	500,000,000.00	500,000,000.00	-	41,543,200.00	8.3%	458,456,800.00
052101600100	Delta State Primary Health Care Development Agency	150,000,000.00	150,000,000.00	-	-	0.0%	150,000,000.00
052101800100	State Action Committee on AIDS (SACA)	90,000,000.00	90,000,000.00	-	-	0.0%	90,000,000.00
052101900100	Contributory Health Commission	720,000,000.00	2,000,000,000.00	191,646,923.36	1,294,766,239.27	64.7%	705,233,760.73
05350000000	Ministry of Environment	1,300,000,000.00	1,300,000,000.00	113,962,518.89	3,121,528,418.57	240.1%	- 1,821,528,418.57
053500100100	Ministry of Environment	1,055,000,000.00	1,055,000,000.00	109,334,418.89	706,641,022.39	67.0%	348,358,977.61
053501600100	Delta State Environmental Protection Agency	45,000,000.00	45,000,000.00	4,628,100.00	5,389,100.00	12.0%	39,610,900.00
053505300100	Delta State Waste Management Board	200,000,000.00	200,000,000.00	-	2,409,498,296.18	1204.7%	- 2,209,498,296.18
05390000000	Delta State Sports Commission	8,447,167,473.77	9,947,167,473.77	814,320,373.32	2,544,437,451.66	25.6%	7,402,730,022.11
053900100100	Delta State Sports Commission	8,447,167,473.77	9,947,167,473.77	814,320,373.32	2,544,437,451.66	25.6%	7,402,730,022.11
05510000000	Local Government and Chieftaincy	234,379,500.00	234,379,500.00	5,326,025.00	17,106,049.73	7.3%	217,273,450.27
055100100100	Directorate of Local Government	151,379,500.00	151,379,500.00	-	5,013,374.73	3.3%	146,366,125.27
055100200100	Directorate of Chieftaincy Affairs	83,000,000.00	83,000,000.00	5,326,025.00	12,092,675.00	14.6%	70,907,325.00

Table 8: Other Expenditure by Administrative Classification**Delta State Government Budget Performance Report 2023 Q4 - Other Expenditure by Administrative Classification**

Code	Administrative Unit	2023 Original Budget	2023 Final Budget	2023 Q4 Performance	2023 Performance Year to Date (Q1-Q4)	% Performance Year to Date against 2023 Final Budget	Balance (against Final Budget)
	Total Other Expenditure	58,646,055,850.50	64,066,753,600.50	16,979,515,197.62	127,823,564,634.65	199.5%	- 63,756,811,034.15
01000000000	Administration Sector	3,295,313,750.00	6,216,011,500.00	3,839,739,166.53	15,661,822,352.98	252.0%	- 9,445,810,852.98
01110000000	Governor's Office	1,093,338,900.00	1,063,338,900.00	1,092,424,515.53	4,522,419,762.63	425.3%	- 3,459,080,862.63
011100100100	Government House & Protocol (GHP)	284,076,900.00	254,076,900.00	978,879,015.62	3,385,530,940.62	1332.5%	- 3,131,454,040.62
011100100200	Deputy Governor's Office	-	-	-	739,145,822.10	-	- 739,145,822.10
011100200100	Office of the Senior Political Adviser	-	-	-	750,000.00	-	- 750,000.00
011100400100	Security Trust Fund Office	-	-	-	3,300,000.00	-	- 3,300,000.00
011100500100	Directorate of Sustainable Development Goals- SDG	-	-	-	5,600,000.00	-	- 5,600,000.00
011100600100	Office of the Senior Special Adviser on Peace Building and Conflict	20,000,000.00	20,000,000.00	-	13,700,000.00	68.5%	6,300,000.00
011100700100	Delta State Signage and Advertising Agency (DESAA)	33,500,000.00	33,500,000.00	-	7,500,000.00	22.4%	26,000,000.00
011100800100	State Emergency Management Agency	-	-	67,225,499.91	87,900,499.91	-	- 87,900,499.91
011100900100	Education Monitoring Office	5,000,000.00	5,000,000.00	-	-	0.0%	5,000,000.00
011101000100	Religious Affairs	15,000,000.00	15,000,000.00	-	-	0.0%	15,000,000.00
011101100100	State Orientation Bureau	6,480,000.00	6,480,000.00	-	18,020,000.00	278.1%	- 11,540,000.00
011101300100	Office of the Executive Assistant AT & P	20,000,000.00	20,000,000.00	-	-	0.0%	20,000,000.00
011101400100	Office of the Director-General Special Programmes	30,000,000.00	30,000,000.00	-	2,000,000.00	6.7%	28,000,000.00
011101500100	Delta State Job and Wealth Creation Bureau	80,000,000.00	80,000,000.00	-	5,000,000.00	6.3%	75,000,000.00
011101600100	Office of the Honourable Commissioner, Special Projects	27,200,000.00	27,200,000.00	-	56,800,000.00	208.8%	- 29,600,000.00
011101700100	Delta State Investments Development Agency (DIDA)	23,000,000.00	23,000,000.00	-	12,350,000.00	53.7%	10,650,000.00
011101800100	Office of the Public and Private Property Protection	52,000,000.00	52,000,000.00	-	-	0.0%	52,000,000.00
011101900100	Delta UNIDO Center/Export Initiative	68,200,000.00	68,200,000.00	-	-	0.0%	68,200,000.00
011102000100	Office of the Director-General, Revenue Monitoring, Tracking and A	-	-	-	7,000,000.00	-	- 7,000,000.00
011102100100	Directorate of Project Monitoring/Audit	154,000,000.00	154,000,000.00	-	43,377,500.00	28.2%	110,622,500.00
011102200100	Office of Special Adviser NNDC BRACED Commission	-	-	-	1,125,000.00	-	- 1,125,000.00
011102300100	Office of the Deputy Chief of Staff	12,000,000.00	12,000,000.00	-	-	0.0%	12,000,000.00
011102400100	Dir of Multilateral & Liaison Office, Abuja	9,600,000.00	9,600,000.00	-	-	0.0%	9,600,000.00
011103500100	Bureau of Local Government Pensions	4,100,000.00	4,100,000.00	-	1,250,000.00	30.5%	2,850,000.00
011104500100	Delta State Pension Bureau	6,900,000.00	6,900,000.00	-	3,550,000.00	51.4%	3,350,000.00
011105500100	Bureau for Special Duties	41,000,000.00	41,000,000.00	-	45,350,000.00	110.6%	- 4,350,000.00
011105600100	Delta State Fire Service Command	282,000.00	282,000.00	-	-	0.0%	282,000.00
01110200100	Youth Mentoring Office	-	-	-	16,200,000.00	-	- 16,200,000.00
011110300100	Office of the Economic Adviser	90,000,000.00	90,000,000.00	-	14,700,000.00	16.3%	75,300,000.00
011110400100	Office of the Senior Policy Adviser	29,000,000.00	29,000,000.00	-	2,250,000.00	7.8%	26,750,000.00
011110500100	Office of Special Adviser Legislative Matter	10,000,000.00	10,000,000.00	-	-	0.0%	10,000,000.00
011110600100	Office of SA to Governor on Investment	15,000,000.00	15,000,000.00	-	1,500,000.00	10.0%	13,500,000.00
011110700100	Office of SA to Governor on Local Govt Project Monitoring	10,000,000.00	10,000,000.00	-	-	0.0%	10,000,000.00
011110800100	Office of SA to Governor on DESOPADEC	-	-	-	1,800,000.00	-	- 1,800,000.00
011110800200	Office of the Chief of Staff	10,000,000.00	10,000,000.00	-	-	0.0%	10,000,000.00
011110800300	Office of the SA Legal Matters	10,000,000.00	10,000,000.00	-	-	0.0%	10,000,000.00
011110800500	HCGDC Government House	15,000,000.00	15,000,000.00	-	-	0.0%	15,000,000.00
011110800600	Office of the Special Adviser on Rural & Community Development	-	-	46,320,000.00	46,320,000.00	-	- 46,320,000.00
011110800700	Office of the Chief Strategist	10,000,000.00	10,000,000.00	-	-	0.0%	10,000,000.00
011110800800	Delta State Public Procurement Commission	-	-	-	400,000.00	-	- 400,000.00
011110800900	Delta State Local Content Agency	2,000,000.00	2,000,000.00	-	-	0.0%	2,000,000.00

01610000000	Secretary to the State Government	298,974,850.00	3,249,672,600.00	947,259,800.00	6,545,187,181.00	201.4%	- 3,295,514,581.00
016100100100	Secretary to the State Government Headquarters	50,300,000.00	3,000,997,750.00	942,511,800.00	6,513,689,181.00	217.1%	- 3,512,691,431.00
016100100200	Governor's Lodge, Lagos	4,999,910.00	4,999,910.00	-	-	0.0%	4,999,910.00
016100100300	Governor's Lodge, Abuja	50,249,940.00	50,249,940.00	-	-	0.0%	50,249,940.00
016100100500	Special Projects (Political Appointees)	10,000,000.00	10,000,000.00	-	12,450,000.00	124.5%	- 2,450,000.00
016100300100	Dir. of Cabinet and Administration	53,500,000.00	53,500,000.00	-	8,600,000.00	16.1%	44,900,000.00
016101600100	Delta State Advisory Council	116,550,000.00	116,550,000.00	-	-	0.0%	116,550,000.00
016102200100	NNVS Unit - NNVS Programmes	10,000,000.00	10,000,000.00	-	600,000.00	6.0%	9,400,000.00
016102400100	Community Dev. Committees' Office	3,375,000.00	3,375,000.00	-	-	0.0%	3,375,000.00
016102500200	Delta State SERVICOM Office	-	-	-	2,000,000.00	-	- 2,000,000.00
016102600100	Directorate of Political and Security Services	-	-	4,748,000.00	7,848,000.00	-	- 7,848,000.00
011200000000	State Assembly	1,830,000,000.00	1,830,000,000.00	1,781,481,076.00	4,097,091,206.35	223.9%	- 2,267,091,206.35
011200300100	State House of Assembly	1,830,000,000.00	1,830,000,000.00	1,767,481,076.00	4,066,741,206.35	222.2%	- 2,236,741,206.35
011200400100	Delta State House of Assembly Service Commission	-	-	14,000,000.00	30,350,000.00	-	- 30,350,000.00
012300000000	Ministry of Information	32,000,000.00	32,000,000.00	-	112,761,638.00	352.4%	- 80,761,638.00
012300100100	Ministry of Information	20,000,000.00	20,000,000.00	-	112,761,638.00	563.8%	- 92,761,638.00
012300300100	Delta State Broadcasting Services Asaba	3,000,000.00	3,000,000.00	-	-	0.0%	3,000,000.00
012300400100	Delta State Broadcasting Services, Warri	3,000,000.00	3,000,000.00	-	-	0.0%	3,000,000.00
012305500100	Delta State Printing and Publishing Co. Ltd	6,000,000.00	6,000,000.00	-	-	0.0%	6,000,000.00
012500000000	Office of the Head of Service	41,000,000.00	41,000,000.00	8,573,775.00	278,287,565.00	678.8%	- 237,287,565.00
012500100100	Office of the Head of Service	41,000,000.00	41,000,000.00	8,573,775.00	276,337,565.00	674.0%	- 235,337,565.00
012500500100	Directorate of Establishment & Pension	-	-	-	1,950,000.00	-	- 1,950,000.00
014000000000	Office of the Auditor General State	-	-	10,000,000.00	94,025,000.00	-	- 94,025,000.00
014000100100	Office of the Auditor General State	-	-	10,000,000.00	91,600,000.00	-	- 91,600,000.00
014000200100	Office of the Auditor General Local Government	-	-	-	2,425,000.00	-	- 2,425,000.00
014700000000	Civil Service Commission	-	-	-	9,250,000.00	-	- 9,250,000.00
014700100100	Civil Service Commission	-	-	-	9,250,000.00	-	- 9,250,000.00
014900000000	Local Government Service Commission	-	-	-	800,000.00	-	- 800,000.00
014900100100	Local Government Service Commission	-	-	-	800,000.00	-	- 800,000.00
014800000000	Delta State Independent Electoral Commission	-	-	-	2,000,000.00	-	- 2,000,000.00
014800100100	Delta State Independent Electoral Commission	-	-	-	2,000,000.00	-	- 2,000,000.00
020000000000	Economic Sector	52,191,223,556.00	54,691,223,556.00	12,752,856,031.21	96,766,212,623.07	176.9%	- 42,074,989,067.07
021500000000	Ministry of Agriculture & Natural Resources	4,800,000.00	4,800,000.00	-	11,660,000.00	242.9%	- 6,860,000.00
021500100100	Ministry of Agriculture & Natural Resources	-	-	-	11,050,000.00	-	- 11,050,000.00
021510300100	Task Force on Communal Farm	1,200,000.00	1,200,000.00	-	-	0.0%	1,200,000.00
021510400100	Tree Corps Unit	-	-	-	310,000.00	-	- 310,000.00
021510600100	Tractor Hire Agency	3,600,000.00	3,600,000.00	-	300,000.00	8.3%	3,300,000.00
022000000000	Ministry of Finance	48,975,992,556.00	51,475,992,556.00	12,698,726,031.21	95,789,164,004.57	186.1%	- 44,313,171,448.57

022000100100	Ministry of Finance	-	2,500,000,000.00	-	36,437,040,391.35	1457.5%	-	33,937,040,391.35
022000700100	Office of the Accountant General	48,655,992,556.00	48,655,992,556.00	11,648,726,031.21	56,182,123,613.22	115.5%	-	7,526,131,057.22
022000800100	Delta State Internal Revenue Service	320,000,000.00	320,000,000.00	1,050,000,000.00	3,170,000,000.00	990.6%	-	2,850,000,000.00
022200000000	Ministry of Trade and Investment	-	-	22,500,000.00	33,650,000.00		-	33,650,000.00
022200100100	Ministry of Trade and Investment	-	-	22,500,000.00	29,200,000.00		-	29,200,000.00
022200300100	Delta State Micro, Small and Medium Enterprises Agency	-	-	-	4,450,000.00		-	4,450,000.00
022800000000	Directorate of Science and Technology	41,197,000.00	41,197,000.00	-	115,444,500.00	280.2%	-	74,247,500.00
022800100100	Directorate of Science and Technology	41,197,000.00	41,197,000.00	-	115,444,500.00	280.2%	-	74,247,500.00
022900000000	Directorate of Transport	-	-	-	10,000,000.00		-	10,000,000.00
022900100100	Directorate of Transport	-	-	-	6,750,000.00		-	6,750,000.00
022905300100	Delta State Traffic Management Authority (DESTMA)	-	-	-	3,250,000.00		-	3,250,000.00
023100000000	Ministry Of Energy	3,027,200,000.00	3,027,200,000.00	-	528,714,928.00	17.5%	-	2,498,485,072.00
023100100100	Ministry of Energy	3,021,800,000.00	3,021,800,000.00	-	526,014,928.00	17.4%	-	2,495,785,072.00
023100300100	Rural Development Agency	5,400,000.00	5,400,000.00	-	2,700,000.00	50.0%	-	2,700,000.00
023200000000	Ministry of Oil and Gas	-	-	-	7,050,000.00		-	7,050,000.00
023200100100	Ministry of Oil and Gas	-	-	-	7,050,000.00		-	7,050,000.00
023400000000	Ministry of Works	1,000,000.00	1,000,000.00	-	6,100,000.00	610.0%	-	5,100,000.00
023400100100	Ministry of Works Hqtrs	1,000,000.00	1,000,000.00	-	6,100,000.00	610.0%	-	5,100,000.00
023600000000	Directorate of Culture and Tourism	1,000,000.00	1,000,000.00	-	8,900,000.00	890.0%	-	7,900,000.00
023600100100	Directorate of Culture and Tourism	1,000,000.00	1,000,000.00	-	8,900,000.00	890.0%	-	7,900,000.00
023800000000	Ministry of Economic Planning	60,800,000.00	60,800,000.00	10,000,000.00	52,072,000.00	85.6%	-	8,728,000.00
023800100100	Ministry of Economic Planning	60,800,000.00	60,800,000.00	10,000,000.00	52,072,000.00	85.6%	-	8,728,000.00
025200000000	Ministry of Water Resources	52,934,000.00	52,934,000.00	-	145,192,000.00	274.3%	-	92,258,000.00
025200100100	Ministry of Water Resources	14,334,000.00	14,334,000.00	-	6,867,000.00	47.9%	-	7,467,000.00
025200200100	Delta State Urban Water Corporation	4,800,000.00	4,800,000.00	-	10,725,000.00	223.4%	-	5,925,000.00
025200300100	Delta State Rural Water Supply & Sanitation Agency	-	-	-	5,600,000.00		-	5,600,000.00
025200500100	Delta State Water Regulatory Commission	33,800,000.00	33,800,000.00	-	122,000,000.00	360.9%	-	88,200,000.00
025300000000	Ministry of Housing	300,000.00	300,000.00	-	8,220,190.50	2740.1%	-	7,920,190.50
025300100100	Ministry of Housing	300,000.00	300,000.00	-	8,220,190.50	2740.1%	-	7,920,190.50
026000000000	Ministry of Lands, Survey & Urban Development	-	-	15,000,000.00	39,815,000.00		-	39,815,000.00
026000100100	Ministry of Lands, Survey & Urban Development	-	-	15,000,000.00	34,940,000.00		-	34,940,000.00
026005200100	Land Use Allocation Committee	-	-	-	225,000.00		-	225,000.00
026005500100	Office of the Surveyor General	-	-	-	4,650,000.00		-	4,650,000.00
025400000000	Ministry of Urban Renewal	26,000,000.00	26,000,000.00	6,630,000.00	10,230,000.00	39.3%	-	15,770,000.00
025400100100	Ministry of Urban Renewal	26,000,000.00	26,000,000.00	-	3,150,000.00	12.1%	-	22,850,000.00
025400200100	Urban and Regional Planning Board	-	-	6,630,000.00	7,080,000.00		-	7,080,000.00
030000000000	Law and Justice Sector	327,200,000.00	327,200,000.00	218,820,000.00	764,484,080.50	233.6%	-	437,284,080.50

03180000000	Judiciary Service Commission	-	-	218,820,000.00	357,020,000.00		- 357,020,000.00
031801100100	Judiciary Service Commission	-	-	-	54,150,000.00		- 54,150,000.00
031805100100	High Court of Justice	-	-	196,110,000.00	249,710,000.00		- 249,710,000.00
031805200100	Customary Court of Appeal	-	-	22,710,000.00	53,160,000.00		- 53,160,000.00
03260000000	Ministry of Justice	327,200,000.00	327,200,000.00	-	407,464,080.50	124.5%	- 80,264,080.50
032600100100	Ministry of Justice	327,200,000.00	327,200,000.00	-	407,464,080.50	124.5%	- 80,264,080.50
04000000000	Regional Sector	125,000,000.00	125,000,000.00	-	78,990,000.00	63.2%	46,010,000.00
04370000000	Delta State Development Agencies	125,000,000.00	125,000,000.00	-	78,990,000.00	63.2%	46,010,000.00
043700100100	Delta State Capital Territory Development Agency	-	-	-	34,190,000.00		- 34,190,000.00
043700200100	Warri-Uvwie and Environs Special Area Development Agency	125,000,000.00	125,000,000.00	-	44,800,000.00	35.8%	80,200,000.00
05000000000	Social Sector	2,707,318,544.50	2,707,318,544.50	168,099,999.88	14,552,055,578.10	537.5%	- 11,844,737,033.60
05130000000	Ministry of Youth Development	16,000,000.00	16,000,000.00	-	52,955,000.00	331.0%	- 36,955,000.00
051300100100	Ministry of Youth Development	16,000,000.00	16,000,000.00	-	52,955,000.00	331.0%	- 36,955,000.00
05140000000	Ministry of Women Affairs, Community and Social Development	79,500,000.00	79,500,000.00	7,500,000.00	53,874,988.00	67.8%	25,625,012.00
051400100100	Ministry of Women Affairs and Social Development	79,500,000.00	79,500,000.00	7,500,000.00	53,874,988.00	67.8%	25,625,012.00
05660000000	Ministry of Social Intervention Programme/Humanitarian	12,000,000.00	12,000,000.00	-	525,388,000.00	4378.2%	- 513,388,000.00
056600100100	Ministry of Social Intervention Programme/Humanitarian/Community	12,000,000.00	12,000,000.00	-	525,388,000.00	4378.2%	- 513,388,000.00
05710000000	Girl Child Entrepreneurship Development	1,267,000,000.00	1,267,000,000.00	-	4,000,000.00	0.3%	1,263,000,000.00
057100100100	Girl Child Programmes	1,267,000,000.00	1,267,000,000.00	-	4,000,000.00	0.3%	1,263,000,000.00
05170000000	Ministry of Secondary Education	549,058,544.50	549,058,544.50	4,900,000.00	111,725,000.00	20.3%	437,333,544.50
051700100100	Ministry of Secondary Education	549,058,544.50	549,058,544.50	-	101,675,000.00	18.5%	447,383,544.50
051701000100	Agency for Adult & Non-Formal Education	-	-	4,900,000.00	4,900,000.00		- 4,900,000.00
051705200100	Post Primary Education Board (PPEB) Hqtrs	-	-	-	5,150,000.00		- 5,150,000.00
05630000000	Ministry of Primary Education	-	-	-	8,250,000.00		- 8,250,000.00
056300200100	State Universal Basic Education Board (SUBEB)	-	-	-	8,250,000.00		- 8,250,000.00
05640000000	Ministry of Higher Education	71,700,000.00	71,700,000.00	-	11,504,168,473.32	16044.9%	- 11,432,468,473.32
056400100100	Ministry of Higher Education	16,200,000.00	16,200,000.00	-	6,519,225,481.46	40242.1%	- 6,503,025,481.46
056402100100	Delta State University	-	-	-	2,546,775,467.00		- 2,546,775,467.00
056400800200	Delta State University of Science and Technology, Ozoro	-	-	-	548,405,600.00		- 548,405,600.00
056402100500	Delta State Polytechnic, Ogwashi-Uku	12,000,000.00	12,000,000.00	-	478,280,067.00	3985.7%	- 466,280,067.00
056402100600	Delta State Polytechnic, Oghara	12,000,000.00	12,000,000.00	-	127,317,106.99	1061.0%	- 115,317,106.99
056402100700	College of Education, Warri	12,000,000.00	12,000,000.00	-	163,300,560.00	1360.8%	- 151,300,560.00
056402100800	University of Delta, Agbor	-	-	-	798,300,259.87		- 798,300,259.87
056402100900	College of Education, Mosogar	12,000,000.00	12,000,000.00	-	46,994,356.00	391.6%	- 34,994,356.00
056402101000	Institute of Continuing Education, Asaba	-	-	-	49,203,700.00		- 49,203,700.00
056405500100	Bursary and Scholarship Board	-	-	-	9,600,000.00		- 9,600,000.00
056405600100	State Library Board	7,500,000.00	7,500,000.00	-	-	0.0%	7,500,000.00
056405600200	Dennis Osadebay University, Asaba	-	-	-	196,893,775.00		- 196,893,775.00
056405600300	Delta State School of Marine Tech. Burutu	-	-	-	19,872,100.00		- 19,872,100.00
05650000000	Ministry of Technical Education	42,000,000.00	42,000,000.00	-	44,901,550.00	106.9%	- 2,901,550.00
056500100100	Ministry of Technical Education	42,000,000.00	42,000,000.00	-	12,350,000.00	29.4%	29,650,000.00
056500800100	Technical and Vocational Education Board (TVEB)	-	-	-	32,551,550.00		- 32,551,550.00
05210000000	Ministry of Health	647,160,000.00	647,160,000.00	146,199,999.88	1,580,387,166.78	244.2%	- 933,227,166.78
052100100100	Ministry of Health	-	-	95,200,000.00	543,669,287.34		- 543,669,287.34

052100800100	Hospital Management Board (HMB)	75,000,000.00	75,000,000.00	50,999,999.88	973,497,879.44	1298.0%	- 898,497,879.44
052100900100	Delta State Specialist Hospital, Oghara	500,000,000.00	500,000,000.00	-	-	0.0%	500,000,000.00
052101000100	Traditional Medicine Board	8,600,000.00	8,600,000.00	-	-	0.0%	8,600,000.00
052101100100	School of Nursing, Warri	11,000,000.00	11,000,000.00	-	-	0.0%	11,000,000.00
052101200100	School of Nursing, Agbor	11,000,000.00	11,000,000.00	-	-	0.0%	11,000,000.00
052101300100	School of Nursing, Eku	11,000,000.00	11,000,000.00	-	-	0.0%	11,000,000.00
052101400100	State School of Midwifery, Asaba	6,080,000.00	6,080,000.00	-	-	0.0%	6,080,000.00
052101500100	State School of Midwifery, Sapele	6,080,000.00	6,080,000.00	-	-	0.0%	6,080,000.00
052101600100	Delta State Primary Health Care Development Agency	-	-	-	61,420,000.00	-	61,420,000.00
052101700100	State School of Health Technology, Ughelli	18,400,000.00	18,400,000.00	-	-	0.0%	18,400,000.00
052101800100	State Action Committee on AIDS (SACA)	-	-	-	1,800,000.00	-	1,800,000.00
053500000000	Ministry of Environment	-	-	-	459,155,000.00	-	459,155,000.00
053500100100	Ministry of Environment	-	-	-	20,300,000.00	-	20,300,000.00
053501600100	Delta State Environmental Protection Agency	-	-	-	301,000,000.00	-	301,000,000.00
053505300100	Delta State Waste Management Board	-	-	-	137,855,000.00	-	137,855,000.00
053900000000	Delta State Sports Commission	-	-	9,500,000.00	175,000,000.00	-	175,000,000.00
053900100100	Delta State Sports Commission	-	-	9,500,000.00	175,000,000.00	-	175,000,000.00
055100000000	Local Government and Chieftaincy	22,900,000.00	22,900,000.00	-	32,250,400.00	140.8%	- 9,350,400.00
055100100100	Directorate of Local Government	-	-	-	3,300,000.00	-	3,300,000.00
055100200100	Directorate of Chieftaincy Affairs	13,300,000.00	13,300,000.00	-	28,184,100.00	211.9%	- 14,884,100.00
055100300100	Secretariat of Traditional Council	9,600,000.00	9,600,000.00	-	766,300.00	8.0%	8,833,700.00

2.D Expenditure by Economic Classification

2.E Table 9: Total Expenditure by Economic Classification

Delta State Government Budget Performance Report 2023 Q4 - Total Expenditure by Economic Classification

Code	Economic	2023 Original Budget	2023 Final Budget	2023 Q4 Performance	2023 Performance Year to Date (Q1-Q4)	% Performance Year to Date against 2023 Final Budget	Balance (against Final Budget)
	Total Expenditure	571,636,910,991.00	809,825,088,851.00	191,607,817,873.75	727,337,967,848.99	89.8%	82,487,121,002.01
2	EXPENDITURES	571,636,910,991.00	809,825,088,851.00	191,607,817,873.75	727,337,967,848.99	89.8%	82,487,121,002.01
21	PERSONNEL COST	104,300,888,252.00	122,657,630,227.00	32,373,508,552.66	128,260,799,743.94	104.6%	- 5,603,169,516.94
2101	SALARY	90,603,452,462.00	108,106,392,484.67	28,654,243,730.58	110,911,412,125.73	102.6%	- 2,805,019,641.06
210101	SALARIES AND WAGES	90,603,452,462.00	108,106,392,484.67	28,654,243,730.58	110,911,412,125.73	102.6%	- 2,805,019,641.06
21010101	SALARY	70,933,872,935.00	86,088,857,588.78	28,654,243,730.58	110,911,412,125.73	128.8%	- 24,822,554,536.95
21010103	CONSOLIDATED REVENUE FUND CHARGE- SALARIES	19,669,579,527.00	22,017,534,895.90	-	-	0.0%	22,017,534,895.90
2102	ALLOWANCES AND SOCIAL CONTRIBUTION	8,568,805,830.00	8,995,706,806.16	1,913,708,085.90	11,943,776,551.04	132.8%	- 2,948,069,744.88
210202	SOCIAL CONTRIBUTIONS	8,568,805,830.00	8,995,706,806.16	1,913,708,085.90	11,943,776,551.04	132.8%	- 2,948,069,744.88
21020201	NHIS CONTRIBUTION	7,150,787,449.00	7,364,237,937.08	-	1,721,277,985.34	23.4%	5,642,959,951.74
21020202	CONTRIBUTORY PENSION	-	-	1,913,708,085.90	10,222,498,565.70	-	- 10,222,498,565.70
21020204	EMPLOYEES COMPENSATION FUND	1,418,018,381.00	1,631,468,869.08	-	-	0.0%	1,631,468,869.08
2103	SOCIAL BENEFITS	5,128,629,960.00	5,555,530,936.16	1,805,556,736.18	5,405,611,067.17	97.3%	149,919,868.99
210301	SOCIAL BENEFITS	5,128,629,960.00	5,555,530,936.16	1,805,556,736.18	5,405,611,067.17	97.3%	149,919,868.99
21030101	GRATUITY	490,472,470.00	703,922,958.08	1,743,912,687.36	3,967,590,445.49	563.6%	- 3,263,667,487.41
21030102	PENSION	4,638,157,490.00	4,851,607,978.08	-	1,376,376,572.86	28.4%	3,475,231,405.22
21030103	DEATH BENEFITS	-	-	61,644,048.82	61,644,048.82	-	- 61,644,048.82
22	OTHER RECURRENT COSTS	131,207,451,848.90	165,330,726,895.16	41,224,318,808.87	206,668,753,174.36	125.0%	- 41,338,026,279.20
2202	OVERHEAD COST	72,561,395,998.40	101,263,973,294.66	24,244,803,611.25	78,845,188,539.72	77.9%	22,418,784,754.94
220201	TRAVEL & TRANSPORT - GENERAL	8,582,528,941.11	21,005,503,966.11	804,737,045.34	4,815,697,588.12	22.9%	16,189,806,377.99
22020101	LOCAL TRAVEL & TRANSPORT: TRAINING	5,525,281,549.07	5,525,281,549.07	611,296,900.00	3,338,039,139.78	60.4%	2,187,242,409.29
22020102	LOCAL TRAVEL & TRANSPORT: OTHERS	1,548,094,847.22	13,971,069,872.22	4,106,000.00	221,901,750.00	1.6%	13,749,168,122.22
22020103	INTERNATIONAL TRAVEL & TRANSPORT: TRAINING	488,293,134.33	488,293,134.33	-	804,200.00	0.2%	487,488,934.33
22020104	INTERNATIONAL TRAVEL & TRANSPORT: OTHERS	460,000,000.00	460,000,000.00	169,727,871.34	1,186,990,224.34	258.0%	- 726,990,224.34
22020105	International Travel and Transport-christian	257,748,805.97	257,748,805.97	13,094,274.00	13,094,274.00	5.1%	244,654,531.97
22020106	International Travel and Transport-Muslim	111,350,000.00	111,350,000.00	451,000.00	46,699,000.00	41.9%	64,651,000.00
22020107	International Travel and Transport-mgt Training	101,806,589.00	101,806,589.00	-	-	0.0%	101,806,589.00
22020108	Local Travel-CONFERENCES, WORKSHOPS AND SEMINARS	72,248,000.00	72,248,000.00	2,844,000.00	2,952,000.00	4.1%	69,296,000.00
22020109	Local Travel-Retreat	17,706,015.52	17,706,015.52	3,217,000.00	5,217,000.00	29.5%	12,489,015.52
220202	UTILITIES - GENERAL	12,432,248,838.89	12,432,248,838.89	45,115,088.44	198,673,723.74	1.6%	12,233,575,115.15
22020201	ELECTRICITY CHARGES	958,274,071.02	958,274,071.02	21,423,884.75	133,438,995.05	13.9%	824,835,075.97
22020202	TELEPHONE CHARGES	278,005,619.21	278,005,619.21	-	84,400.00	0.0%	277,921,219.21
22020203	INTERNET ACCESS CHARGES	4,107,095,739.27	4,107,095,739.27	-	17,178,125.00	0.4%	4,089,917,614.27
22020204	SATELLITE BROADCASTING ACCESS CHARGES	581,049,663.99	581,049,663.99	-	3,741,000.00	0.6%	577,308,663.99
22020205	WATER RATES	5,226,738,805.97	5,226,738,805.97	1,500,000.00	1,500,000.00	0.0%	5,225,238,805.97

22020206	SEWERAGE CHARGES	15,057,336.76	15,057,336.76	-	-	0.0%	15,057,336.76
22020207	LEASED COMMUNICATION LINES(S)	15,437,895.52	15,437,895.52	-	-	0.0%	15,437,895.52
22020208	SOFTWARE CHARGES/ LICENSE RENEWAL	413,600,000.00	413,600,000.00	-	-	0.0%	413,600,000.00
22020209	OTHER UTILITIES	831,189,707.15	831,189,707.15	19,354,977.44	21,504,977.44	2.6%	809,684,729.71
22020210	E-Archiving/Electronic mgt syst./database.	5,800,000.00	5,800,000.00	2,836,226.25	21,226,226.25	366.0%	- 15,426,226.25
220203	MATERIALS & SUPPLIES - GENERAL	12,559,951,957.00	12,559,951,957.00	224,172,755.01	919,346,057.01	7.3%	11,640,605,899.99
22020301	OFFICE STATIONERIES / COMPUTER CONSUMABLES	626,048,709.88	626,048,709.88	10,370,150.01	15,092,150.01	2.4%	610,956,559.87
22020302	BOOKS	520,500,000.00	520,500,000.00	-	-	0.0%	520,500,000.00
22020303	NEWSPAPERS	85,120,366.79	85,120,366.79	-	700,000.00	0.8%	84,420,366.79
22020304	MAGAZINES & PERIODICALS	524,943,417.00	524,943,417.00	14,500,000.00	20,279,200.00	3.9%	504,664,217.00
22020305	PRINTING OF NON SECURITY DOCUMENTS	81,128,102.00	81,128,102.00	107,989,275.00	328,460,600.00	404.9%	- 247,332,498.00
22020306	PRINTING OF SECURITY DOCUMENTS	8,395,280,000.00	8,395,280,000.00	81,710,080.00	167,858,721.97	2.0%	8,227,421,278.03
22020307	DRUGS/LABORATORY/MEDICAL SUPPLIES	131,470,000.00	131,470,000.00	-	-	0.0%	131,470,000.00
22020308	FIELD & CAMPING MATERIALS SUPPLIES	23,509,500.00	23,509,500.00	-	760,050.00	3.2%	22,749,450.00
22020309	UNIFORMS & OTHER CLOTHING	929,177,934.32	929,177,934.32	7,386,250.00	46,367,587.03	5.0%	882,810,347.29
22020310	TEACHING AIDS / INSTRUCTION MATERIALS	292,850,000.00	292,850,000.00	-	705,400.00	0.2%	292,144,600.00
22020311	FOOD STUFF / CATERING MATERIALS SUPPLIES	193,550,000.00	193,550,000.00	2,217,000.00	2,217,000.00	1.1%	191,333,000.00
22020312	Sanitary Materials	756,373,927.00	756,373,927.00	-	336,905,348.00	44.5%	419,468,579.00
220204	MAINTENANCE SERVICES - GENERAL	4,952,848,873.71	4,962,848,873.71	233,125,729.13	1,243,295,743.70	25.1%	3,719,553,130.01
22020401	MAINTENANCE OF MOTOR VEHICLE / TRANSPORT EQUIP	1,307,675,989.32	1,307,675,989.32	93,454,357.11	205,084,413.36	15.7%	1,102,591,575.96
22020402	MAINTENANCE OF OFFICE FURNITURE	444,698,029.50	444,698,029.50	4,500,000.00	25,226,400.00	5.7%	419,471,629.50
22020403	MAINTENANCE OF OFFICE BUILDING / RESIDENTIAL QTR	182,628,522.61	182,628,522.61	103,405,879.96	416,112,487.77	227.8%	- 233,483,965.16
22020404	MAINTENANCE OF OFFICE / IT EQUIPMENTS	433,816,600.00	433,816,600.00	9,721,877.00	21,067,801.91	4.9%	412,748,798.09
22020405	MAINTENANCE OF PLANTS/GENERATORS	1,458,845,055.74	1,458,845,055.74	382,325.44	54,915,987.80	3.8%	1,403,929,067.94
22020406	OTHER MAINTENANCE SERVICES	166,660,832.99	176,660,832.99	-	222,174,007.00	125.8%	- 45,513,174.01
22020407	MAINTENANCE OF AIRCRAFTS	57,613,226.73	57,613,226.73	4,858,502.12	4,858,502.12	8.4%	52,754,724.61
22020408	MAINTENANCE OF SEA BOATS	106,723,565.70	106,723,565.70	-	-	0.0%	106,723,565.70
22020409	MAINTENANCE OF RAILWAY EQUIPMENTS	49,373,269.06	49,373,269.06	-	11,338,994.94	23.0%	38,034,274.12
22020410	MAINTENANCE OF STREET LIGHTINGS	600,000.00	600,000.00	-	57,567,078.90	9594.5%	- 56,967,078.90
22020411	MAINTENANCE OF COMMUNICATION EQUIPMENTS	411,500,000.00	411,500,000.00	-	4,500,000.00	1.1%	407,000,000.00
22020412	MAINTENANCE OF MARKETS/PUBLIC PLACES	100,000,000.00	100,000,000.00	-	-	0.0%	100,000,000.00
22020413	MINOR ROAD MAINTENANCE	44,025,782.08	44,025,782.08	13,448,250.00	31,492,602.44	71.5%	12,533,179.64
22020416	MAINTENANCE OF PARKS AND GARDEN	20,200,000.00	20,200,000.00	-	-	0.0%	20,200,000.00
22020417	Maintenance of Other Infrastructure	153,488,000.00	153,488,000.00	-	39,412,700.88	25.7%	114,075,299.12
22020418	upkeep of youth Dev centres	-	-	-	870,000.00	-	- 870,000.00
22020419	Maint. Of Water Hydrant in the state	15,000,000.00	15,000,000.00	3,354,537.50	148,674,766.58	991.2%	- 133,674,766.58

220205	TRAINING - GENERAL	1,011,604,163.00	1,011,604,163.00	447,916,112.54	1,527,686,028.86	151.0%	- 516,081,865.86
22020501	LOCAL TRAINING	432,249,500.00	432,249,500.00	52,587,500.00	229,920,420.00	53.2%	202,329,080.00
22020502	INTERNATIONAL TRAINING	320,874,000.00	320,874,000.00	-	-	0.0%	320,874,000.00
22020503	Other Training Materials	20,200,000.00	20,200,000.00	-	3,105,000.00	15.4%	17,095,000.00
22020504	CONFERENCES, WORKSHOPS AND SEMINARS-Course Fees	42,735,255.00	42,735,255.00	33,444,800.00	87,518,000.00	204.8%	- 44,782,745.00
22020505	Retreat-Course Fees	17,600,000.00	17,600,000.00	-	-	0.0%	17,600,000.00
22020506	Capacity Building Expenses	177,945,408.00	177,945,408.00	165,165,750.00	775,289,936.32	435.7%	- 597,344,528.32
22020507	Annual Accountant Conference	-	-	144,709,862.54	144,709,862.54	-	- 144,709,862.54
22020508	Mandatory Professional Training	-	-	52,008,200.00	287,142,810.00	-	- 287,142,810.00
220206	OTHER SERVICES - GENERAL	12,360,793,293.90	19,870,318,268.90	4,226,482,897.30	26,874,145,731.12	135.2%	- 7,003,827,462.22
22020601	SECURITY SERVICES	2,515,663,786.56	10,025,188,761.56	2,156,301,903.09	7,167,911,870.08	71.5%	2,857,276,891.48
22020602	OFFICE RENT	541,437,977.33	541,437,977.33	105,845,000.00	107,070,452.00	19.8%	434,367,525.33
22020603	RESIDENTIAL RENT	200,000,000.00	200,000,000.00	-	-	0.0%	200,000,000.00
22020604	SECURITY VOTE (INCLUDING OPERATIONS)	7,150,000,000.00	7,150,000,000.00	1,440,000,000.00	17,539,767,580.92	245.3%	- 10,389,767,580.92
22020605	CLEANING AND FUMIGATION SERVICES	250,220,000.00	250,220,000.00	28,303,993.71	151,395,315.20	60.5%	98,824,684.80
22020606	Rental of Plants, Equipment, Materials	1,082,000,000.00	1,082,000,000.00	-	-	0.0%	1,082,000,000.00
22020607	Rehabilitation of Leprosy patient	6,500,000.00	6,500,000.00	-	6,000,000.00	92.3%	500,000.00
22020608	Maintenance of Destitutes in the State	75,000,000.00	75,000,000.00	-	6,996,000.00	9.3%	68,004,000.00
22020609	Running of Juvenile court	40,000,000.00	40,000,000.00	-	86,500,000.00	216.3%	- 46,500,000.00
22020610	Maintenance and supply to Childrens home	-	-	-	150,000.00	-	- 150,000.00
22020611	Running of Remand homes	1,500,000.00	1,500,000.00	-	500,000.00	33.3%	1,000,000.00
22020612	Maint. Of women affairs projects	500,000.00	500,000.00	-	-	0.0%	500,000.00
22020613	Rehab. Of handicapped children	4,000,000.00	4,000,000.00	-	-	0.0%	4,000,000.00
22020614	Orphans and vulnerable Childrens Support programs	101,000,000.00	101,000,000.00	-	1,000,000.00	1.0%	100,000,000.00
22020615	Constituency Running cost	132,000,000.00	132,000,000.00	360,000,000.00	1,392,690,718.42	1055.1%	- 1,260,690,718.42
22020616	Computerization services	2,371,530.00	2,371,530.00	5,848,000.50	14,863,000.50	626.7%	- 12,491,470.50
22020617	Information systems services	-	-	9,000,000.00	12,534,884.00	-	- 12,534,884.00
22020618	maintenance of internet services/subscriptions	2,000,000.00	2,000,000.00	-	5,010,000.00	250.5%	- 3,010,000.00
22020620	Running of paperless Exco	-	-	570,000.00	5,470,000.00	-	- 5,470,000.00
22020623	Oil and Gas Industry Stakeholders/Community Engagement	-	-	5,971,000.00	7,569,000.00	-	- 7,569,000.00
22020625	Tourism Development	-	-	9,523,000.00	9,523,000.00	-	- 9,523,000.00
22020626	MTEF (Development, Implementation and Training/State Jo	57,000,000.00	57,000,000.00	4,839,000.00	27,655,375.00	48.5%	29,344,625.00
22020627	Delta State Economic Summit	123,600,000.00	123,600,000.00	3,820,000.00	4,780,000.00	3.9%	118,820,000.00
22020629	Delta State Development Plan	10,000,000.00	10,000,000.00	96,461,000.00	312,082,535.00	3120.8%	- 302,082,535.00
22020630	World Bank/Donor Agencies & multilateral Org.	10,000,000.00	10,000,000.00	-	3,800,000.00	38.0%	6,200,000.00
22020631	FGN/State Development Programmes	56,000,000.00	56,000,000.00	-	10,876,000.00	19.4%	45,124,000.00
220207	CONSULTING & PROFESSIONAL SERVICES - GENER	4,718,077,382.54	6,835,577,382.54	4,256,480,203.43	13,629,006,643.49	199.4%	- 6,793,429,260.95
22020701	FINANCIAL CONSULTING	2,195,481,200.00	3,282,981,200.00	2,533,464,101.83	7,556,565,375.62	230.2%	- 4,273,584,175.62
22020702	INFORMATION TECHNOLOGY CONSULTING	309,323,200.00	309,323,200.00	10,000,000.00	55,886,170.00	18.1%	253,437,030.00
22020703	LEGAL SERVICES	862,795,280.00	1,862,795,280.00	1,133,999,999.43	2,662,703,518.19	142.9%	- 799,908,238.19
22020704	ENGINEERING SERVICES	67,656,000.00	67,656,000.00	-	-	0.0%	67,656,000.00
22020705	ARCHITECTURAL SERVICES	28,627,000.00	28,627,000.00	-	1,664,100.00	5.8%	26,962,900.00
22020706	SURVEYING SERVICES	5,120,000.00	5,120,000.00	4,900,002.17	20,642,002.17	403.2%	- 15,522,002.17
22020707	AGRICULTURAL CONSULTING	30,000.00	30,000.00	-	2,794,200.00	9314.0%	- 2,764,200.00

22020708	MEDICAL CONSULTING	2,000,000.00	2,000,000.00	-	-	0.0%	2,000,000.00
22020709	Audit Consultancy	258,179,051.00	258,179,051.00	75,200,000.00	104,383,555.57	40.4%	153,795,495.43
22020710	Research And Documentations	566,968,014.97	566,968,014.97	36,105,000.00	63,264,400.00	11.2%	503,703,614.97
22020711	Supervision And Management Fees	307,177,102.00	307,177,102.00	448,151,100.00	2,137,020,041.40	695.7%	1,829,842,939.40
22020712	Other Financial Consulting	114,720,534.57	144,720,534.57	5,380,000.00	977,450,280.54	675.4%	832,729,745.97
22020713	Audit Services	-	-	9,280,000.00	46,633,000.00	-	46,633,000.00
220208	FUEL & LUBRICANTS - GENERAL	714,580,239.96	714,580,239.96	2,700,000.00	171,564,638.55	24.0%	543,015,601.41
22020801	MOTOR VEHICLE FUEL COST	164,884,105.22	164,884,105.22	-	7,000,000.00	4.2%	157,884,105.22
22020802	OTHER TRANSPORT EQUIPMENT FUEL COST	456,495,000.00	456,495,000.00	-	1,350,000.00	0.3%	455,145,000.00
22020803	PLANT / GENERATOR FUEL COST	80,382,000.41	80,382,000.41	2,700,000.00	163,214,638.55	203.0%	82,832,638.14
22020805	SEA BOAT FUEL COST	12,819,134.33	12,819,134.33	-	-	0.0%	12,819,134.33
220209	FINANCIAL CHARGES - GENERAL	128,712,375.11	128,712,375.11	110,688,360.30	454,193,195.17	352.9%	- 325,480,820.06
22020901	BANK CHARGES (OTHER THAN INTEREST)	81,372,375.11	81,372,375.11	76,471,891.99	299,957,260.56	368.6%	- 218,584,885.45
22020902	INSURANCE PREMIUM	3,840,000.00	3,840,000.00	18,837,254.25	18,837,254.25	490.6%	- 14,997,254.25
22020903	LOSS ON FOREIGN EXCHANGE	20,000,000.00	20,000,000.00	-	-	0.0%	20,000,000.00
22020904	OTHER CRF BANK CHARGES	23,500,000.00	23,500,000.00	-	-	0.0%	23,500,000.00
22020906	With-Holding Tax Payment	-	-	15,379,214.06	15,379,214.06	-	- 15,379,214.06
22020908	Finance Charge	-	-	-	120,019,466.30	-	- 120,019,466.30
220210	MISCELLANEOUS EXPENSES GENERAL	15,100,049,933.17	21,742,627,229.43	13,893,385,419.76	29,011,579,189.96	133.4%	- 7,268,951,960.53
22021001	REFRESHMENT & MEALS	331,193,403.11	331,193,403.11	21,410,000.00	83,413,000.00	25.2%	247,780,403.11
22021002	HONORARIUM & SITTING ALLOWANCE	1,044,831,146.25	1,044,831,146.25	94,699,999.86	432,953,762.86	41.4%	611,877,383.39
22021003	PUBLICITY & ADVERTISEMENTS	101,920,695.31	101,920,695.31	374,341,249.98	751,806,249.98	737.6%	- 649,885,554.67
22021004	MEDICAL EXPENSES-LOCAL	2,046,420,235.76	2,046,420,235.76	59,800,000.00	337,490,990.00	16.5%	1,708,929,245.76
22021005	POSTAGES & COURIER SERVICES	194,802,988.02	194,802,988.02	-	99,226,000.00	50.9%	95,576,988.02
22021006	WELFARE PACKAGES	2,219,704,077.99	2,219,704,077.99	25,310,000.00	45,610,000.00	2.1%	2,174,094,077.99
22021007	SUBSCRIPTION TO PROFESSIONAL BODIES	364,145,683.78	364,145,683.78	10,000,000.00	36,699,200.00	10.1%	327,446,483.78
22021008	SPORTING ACTIVITIES	1,473,223,890.60	1,473,223,890.60	201,549,161.56	1,036,229,253.10	70.3%	436,994,637.50
22021009	DIRECT TEACHING & LABORATORY COST	673,420,029.00	673,420,029.00	553,500,000.00	1,137,124,000.00	168.9%	- 463,703,971.00
22021010	OTHER MISCELLANEOUS	32,000,000.00	32,000,000.00	5,789,431,601.78	7,190,451,101.78	22470.2%	- 7,158,451,101.78
22021011	MEDICAL EXPENSES-INTERNATIONAL	543,811,911.00	543,811,911.00	-	-	0.0%	543,811,911.00
22021013	SPECIAL DAYS/CELEBRATIONS	76,000,000.00	76,000,000.00	-	-	0.0%	76,000,000.00
22021014	Internal Examination Fees	125,720,000.00	125,720,000.00	-	-	0.0%	125,720,000.00
22021015	External Examination Fees	40,000,000.00	40,000,000.00	-	3,161,700.00	7.9%	36,838,300.00
22021016	Other Teaching & Laboratory Cost	228,221,146.25	228,221,146.25	92,374,975.50	150,754,432.79	66.1%	77,466,713.46
22021017	Recruitment and Appointment,	781,248,282.36	781,248,282.36	-	4,363,700.00	0.6%	776,884,582.36
22021019	Special Day Celebration	1,250,000.00	1,250,000.00	2,191,759,789.16	3,971,541,968.31	317723.4%	- 3,970,291,968.31
22021020	Social Security Programmes	26,000,000.00	26,000,000.00	-	301,763,592.41	1160.6%	- 275,763,592.41
22021021	Fees for Revenue Generation	62,200,000.00	2,062,200,000.00	31,171,000.00	58,282,500.00	2.8%	2,003,917,500.00
22021022	Cost of Collection	29,000,000.00	29,000,000.00	-	57,308,377.75	197.6%	- 28,308,377.75
22021023	REFUND GENERAL (ERRONOUS DEPOSIT TO STATE GOVT	5,000,000.00	5,000,000.00	-	2,830,000.00	56.6%	2,170,000.00
22021024	ANNUAL ACCOUNTS REPORTS-GENERAL	-	-	-	7,266,000.00	-	- 7,266,000.00
22021025	ANNUAL ACCOUNTS REPORT IPSAS IMPLEMENTATION	82,731,343.28	82,731,343.28	2,650,000.00	2,650,000.00	3.2%	80,081,343.28
22021026	CONDUCT OF 1ST AND 2ND TERM EXAMINATIONS	1,891,320.00	1,891,320.00	41,802,250.00	149,674,650.00	7913.8%	- 147,783,330.00
22021027	SCIENCE & OTHER EXHIBITIONS	279,700,000.00	279,700,000.00	-	-	0.0%	279,700,000.00

22021028	NATIONAL AND STATE AWARDS	111,141,456.00	111,141,456.00	145,889,105.91	1,018,912,910.89	916.8%	-	907,771,454.89
22021029	JUDGEMENT DEBTS SETTLEMENTS	80,000,000.00	4,722,577,296.26	3,355,901,110.99	7,264,160,386.18	153.8%	-	2,541,583,089.92
22021030	Scholarship and Bursary for Students	100,000,000.00	100,000,000.00	-	-	0.0%	-	100,000,000.00
22021031	GRADE 11 TEACHERS EXAM	250,000,000.00	250,000,000.00	-	4,277,450.00	1.7%	-	245,722,550.00
22021032	COGNITIVE/PLACEMENT EXAMINATIONS FOR PRIMARY S	5,000,000.00	5,000,000.00	2,595,000.00	2,595,000.00	51.9%	-	2,405,000.00
22021033	JUNIOR SCHOOL CERTIFICATE EXAM	6,000,000.00	6,000,000.00	50,000,000.00	67,941,750.00	1132.4%	-	61,941,750.00
22021034	PROMOTION EXAMS SS1 & SS11	8,000,000.00	8,000,000.00	-	11,345,150.00	141.8%	-	3,345,150.00
22021035	PROMOTION EXAMS JSS1 & JSS11	7,000,000.00	7,000,000.00	-	-	0.0%	-	7,000,000.00
22021037	INSPECTORATE DIVISION	-	-	-	629,447,446.00	-	-	629,447,446.00
22021038	JETS, SCIENCE COMPETITION & WORKSHOP	9,500,000.00	9,500,000.00	-	2,000,000.00	21.1%	-	7,500,000.00
22021039	GUIDANCE AND & COUNSELLING	-	-	26,000,000.00	26,000,000.00	-	-	26,000,000.00
22021040	RELIGIOUS AND MORAL EDUCATION	35,000,000.00	35,000,000.00	4,000,000.00	22,000,000.00	62.9%	-	13,000,000.00
22021041	HOME ECONOMICS	34,000,000.00	34,000,000.00	51,077,015.00	51,077,015.00	150.2%	-	17,077,015.00
22021042	Establishment Proposal	-	-	-	159,689,067.00	-	-	159,689,067.00
22021045	SUBVENTION TO POST PRIMARY IN LIEU OF SCHOOL DEV	-	-	25,564,000.00	29,064,000.00	-	-	29,064,000.00
22021046	WOMEN EDUCATION	-	-	-	9,950,000.00	-	-	9,950,000.00
22021047	GRANT TO PROFESSIONAL BODIES	31,000,000.00	31,000,000.00	-	-	0.0%	-	31,000,000.00
22021048	STAN/MAN	-	-	-	34,578,700.00	-	-	34,578,700.00
22021049	INTO TECH TEACHERS	2,000,000.00	2,000,000.00	2,000,000.00	2,000,000.00	100.0%	-	-
22021050	Staff Promotion/conversion Examination	79,000,000.00	79,000,000.00	-	6,929,397.00	8.8%	-	72,070,603.00
22021051	NATIONAL COUNCIL MEETING	243,547,698.50	243,547,698.50	23,930,300.00	29,645,300.00	12.2%	-	213,902,398.50
22021052	SCHOOL SPORTS	2,425,500,000.00	2,425,500,000.00	-	-	0.0%	-	2,425,500,000.00
22021054	MONITORING OF EXAMINATIONS/AWARD CEREMONY	6,500,000.00	6,500,000.00	-	3,000,000.00	46.2%	-	3,500,000.00
22021056	WORKSHOP/PRINTING OF SCHEMES OF WORK FOR PRIMA	-	-	30,517,000.00	30,517,000.00	-	-	30,517,000.00
22021057	WORKSHOP ON CONTINUOUS ASSESSMENT	-	-	3,822,000.00	106,492,250.00	-	-	106,492,250.00
22021058	EVALUATION/VERIFICATION OF CERTIFICATE	8,000,000.00	8,000,000.00	3,060,000.00	3,060,000.00	38.3%	-	4,940,000.00
22021059	MEASURING TOOL	-	-	1,121,600.00	1,121,600.00	-	-	1,121,600.00
22021060	NATIONAL CONFERENCE OF EDUCATION ADMINISTRATIO	-	-	203,208,000.00	203,208,000.00	-	-	203,208,000.00
22021061	DELTA STATE STRATEGIC EDUCATION SECTOR(ISESP/SE	-	-	-	6,044,000.00	-	-	6,044,000.00
22021062	UNITED NATION ACTIVITIES ON EDUCATION	-	-	-	198,000,000.00	-	-	198,000,000.00
22021064	SCHOOL FARMS/ENTERPREWNEURIAL SKILL ACQUISITION	-	-	3,560,400.00	3,560,400.00	-	-	3,560,400.00
22021065	PROVISION OF CONSUMABLES AND MAINTENACE OF EQU	-	-	-	999,000.00	-	-	999,000.00
22021066	ACCREDITATION RE-ACCREDITATION OF SENIOR SCHO	47,900,000.00	47,900,000.00	-	25,995,000.00	54.3%	-	21,905,000.00
22021067	Students special assistance scheme(SSAS)	30,000,000.00	30,000,000.00	-	-	0.0%	-	30,000,000.00
22021068	scholarship Internal/Bursary	21,500,000.00	21,500,000.00	-	1,000,000.00	4.7%	-	20,500,000.00
22021069	scholarship External/Busary	100,000,000.00	100,000,000.00	-	-	0.0%	-	100,000,000.00
22021070	Deceased/physically challanged students	124,626.87	124,626.87	-	-	0.0%	-	124,626.87
22021072	Promotion and Disciplinary Expenses	10,000,000.00	10,000,000.00	-	-	0.0%	-	10,000,000.00
22021073	Review of Public Service Rules and Regulations	22,500,000.00	22,500,000.00	-	614,000.00	2.7%	-	21,886,000.00
22021074	Development of Data base and E-Archiving	22,200,000.00	22,200,000.00	-	41,000,000.00	184.7%	-	18,800,000.00
22021075	Youth Empowerment Scheme	-	-	-	20,532,741.00	-	-	20,532,741.00
22021076	National/State Youth Parliament/Centre of youth Developm	17,300,000.00	17,300,000.00	-	-	0.0%	-	17,300,000.00
22021079	Public Hearings/Oversight Functions	-	-	4,105,000.00	4,105,000.00	-	-	4,105,000.00
22021081	Annual Dinner	-	-	5,800,000.00	6,050,000.00	-	-	6,050,000.00
22021082	Development of Achives	10,500,000.00	10,500,000.00	-	-	0.0%	-	10,500,000.00

22021083	Election Expenses/Bye Elections	250,000,000.00	250,000,000.00	-	1,451,377,959.14	580.6%	- 1,201,377,959.14
22021084	State Partnership with ICAN on Tuition Centre in Delta State	5,000,000.00	5,000,000.00	-	-	0.0%	5,000,000.00
22021086	Judges Conference and Legal Year	-	-	20,000,000.00	201,718,900.00	-	201,718,900.00
22021087	Valedictory Court Session	-	-	-	124,000,000.00	-	124,000,000.00
22021088	Prison Visits	-	-	12,000,000.00	12,000,000.00	-	12,000,000.00
22021089	Hotel bills and Expenses	352,399,999.10	352,399,999.10	8,425,000.00	301,227,787.75	85.5%	51,172,211.35
22021090	Investment Forum	5,000,000.00	5,000,000.00	-	-	0.0%	5,000,000.00
22021092	Desiltation of Drains	-	-	329,609,860.02	889,449,501.02	-	889,449,501.02
22021094	Event Packages & Consumables	-	-	91,400,000.00	144,292,000.00	-	144,292,000.00
2203	LOANS AND ADVANCES	1,999,631,850.00	1,999,631,850.00	809,579,999.88	2,749,332,018.62	137.5%	- 749,700,168.62
220301	STAFF LOANS & ADVANCES	1,999,631,850.00	1,999,631,850.00	809,579,999.88	2,749,332,018.62	137.5%	- 749,700,168.62
22030101	MOTOR CYCLE ADVANCES	34,616,670.00	34,616,670.00	-	-	0.0%	34,616,670.00
22030102	BICYCLE ADVANCES	68,216,570.00	68,216,570.00	-	-	0.0%	68,216,570.00
22030104	CORRESPONDENCE ADVANCES	-	-	-	1,739,752,018.74	-	1,739,752,018.74
22030106	MOTOR VEHICLE ADVANCE	1,834,388,670.00	1,834,388,670.00	-	-	0.0%	1,834,388,670.00
22030107	FURNISHING ADVANCES	62,409,940.00	62,409,940.00	14,000,000.00	14,000,000.00	22.4%	48,409,940.00
22030108	HOUSING LOANS	-	-	795,579,999.88	995,579,999.88	-	995,579,999.88
2204	GRANTS AND CONTRIBUTIONS GENERAL	14,824,410,306.00	17,745,108,056.00	7,771,148,108.75	23,107,769,856.91	130.2%	- 5,362,661,800.91
220401	LOCAL GRANTS AND CONTRIBUTIONS	14,824,410,306.00	17,745,108,056.00	7,771,148,108.75	23,107,769,856.91	130.2%	- 5,362,661,800.91
22040101	GRANT TO OTHER STATE GOVERNMENTS - CURRENT	-	-	9,500,000.00	9,500,000.00	-	9,500,000.00
22040103	GRANT TO LOCAL GOVERNMENTS -CURRENT	4,107,805,884.00	4,107,805,884.00	-	-	0.0%	4,107,805,884.00
22040105	GRANTS TO GOVERNMENT OWNED COMPANIES - CURRENT	-	-	-	160,590,000.00	-	160,590,000.00
22040106	GRANT TO GOVERNMENT OWNED COMPANIES - CAPITAL	-	-	164,630,678.27	216,373,522.98	-	216,373,522.98
22040109	GRANTS TO COMMUNITIES/NGOs	123,600,000.00	3,044,297,750.00	3,160,478,090.53	13,138,726,141.73	431.6%	- 10,094,428,391.73
22040110	GRANTS AND RELIEF ASSISTANTS TO VICTIM OF DISASTER	-	-	47,780,000.00	47,780,000.00	-	47,780,000.00
22040111	ASSISTANCE TO FEDERAL GOVT AGENCIES	-	-	-	1,592,222,570.22	-	1,592,222,570.22
22040112	Grants to Communities FBOs	10,593,004,422.00	10,593,004,422.00	4,388,759,339.95	7,942,577,621.98	75.0%	2,650,426,800.02
2206	PUBLIC DEBT CHARGES	33,955,182,250.00	33,955,182,250.00	8,398,787,088.99	81,819,181,318.21	241.0%	- 47,863,999,068.21
220602	DOMESTIC INTEREST / DISCOUNT	-	-	8,398,787,088.99	36,769,022,279.16	-	- 36,769,022,279.16
22060201	DOMESTIC INTEREST /DISCOUNT - SHORT TERM BORROWINGS	-	-	-	4,949,697,512.64	-	4,949,697,512.64
22060202	DOMESTIC INTEREST /DISCOUNT - LONG TERM BORROWINGS	-	-	8,398,787,088.99	31,819,324,766.52	-	31,819,324,766.52
220603	FOREIGN PRINCIPAL	300,000,000.00	300,000,000.00	-	-	0.0%	300,000,000.00
22060302	FOREIGN PRINCIPAL - LONG TERM BORROWINGS	300,000,000.00	300,000,000.00	-	-	0.0%	300,000,000.00
220604	DOMESTIC PRINCIPAL	33,655,182,250.00	33,655,182,250.00	-	45,050,159,039.05	133.9%	- 11,394,976,789.05
22060402	DOMESTIC PRINCIPAL - LONG TERM BORROWINGS	33,655,182,250.00	33,655,182,250.00	-	45,050,159,039.05	133.9%	- 11,394,976,789.05
2207	TRANSFERS-PAYMENT	7,866,831,444.50	10,366,831,444.50	-	20,147,281,440.91	194.3%	- 9,780,449,996.41
220701	TRANSFER TO FUND RECURRENT EXPENDITURE-PAYMENT	7,866,831,444.50	10,366,831,444.50	-	20,147,281,440.91	194.3%	- 9,780,449,996.41
22070105	10% Stat Allocation to L.G. Councils	-	-	-	2,078,897,892.43	-	2,078,897,892.43
22070106	2.5% to local Government Council	-	-	-	31,908,854.16	-	31,908,854.16
22070107	Subvention and Grant - MDAs	4,790,531,444.50	4,790,531,444.50	-	16,725,900,694.32	349.1%	- 11,935,369,249.82
22070108	Subvention and Grant - Imprest to Political Appointees	-	-	-	9,000,000.00	-	9,000,000.00
22070109	Subvention and Grant - Special Overhead/Imprest	3,000,000,000.00	3,000,000,000.00	-	1,300,574,000.00	43.4%	1,699,426,000.00
22070110	SUBVENTION AND GRANT-field offices	76,300,000.00	76,300,000.00	-	-	0.0%	76,300,000.00
22070111	SUBVENTION AND GRANT-Committee and Commissions	-	2,500,000,000.00	-	1,000,000.00	0.0%	2,499,000,000.00

23	CAPITAL EXPENDITURE	336,128,570,890.10	521,836,731,728.84	118,009,990,512.22	392,408,414,930.69	75.2%	129,428,316,798.15
2301	FIXED ASSETS PURCHASED	53,739,734,100.20	98,651,674,459.20	7,292,165,936.33	51,660,696,083.10	52.4%	46,990,978,376.10
230101	PURCHASE OF FIXED ASSETS - GENERAL	53,739,734,100.20	98,651,674,459.20	7,292,165,936.33	51,660,696,083.10	52.4%	46,990,978,376.10
23010101	PURCHASE / ACQUISITION OF LAND	1,878,415,742.00	3,078,415,742.00	13,796,610.00	580,436,610.00	18.9%	2,497,979,132.00
23010102	PURCHASE OF OFFICE BUILDINGS	750,000,000.00	750,000,000.00	-	72,284,375.32	9.6%	677,715,624.68
23010104	PURCHASE MOTOR CYCLES	-	-	-	24,742,500.00	-	24,742,500.00
23010105	PURCHASE OF MOTOR VEHICLES	3,094,635,166.00	17,220,563,591.00	3,133,010,512.50	18,558,019,805.02	107.8%	1,337,456,214.02
23010106	PURCHASE OF VANS	984,000,000.00	984,000,000.00	4,520,375.00	215,516,996.00	21.9%	768,483,004.00
23010107	PURCHASE OF TRUCKS	115,000,000.00	115,000,000.00	-	-	0.0%	115,000,000.00
23010108	PURCHASE OF BUSES	-	-	-	58,979,188.00	-	58,979,188.00
23010109	PURCHASE OF SEA BOATS	360,000,000.00	360,000,000.00	-	-	0.0%	360,000,000.00
23010111	PURCHASE OF TRAINS	-	-	1,739,025.64	1,739,025.64	-	1,739,025.64
23010112	PURCHASE OF OFFICE FURNITURE AND FITTINGS	8,733,312,318.50	19,037,362,727.50	206,356,555.98	2,266,440,808.04	11.9%	16,770,921,919.46
23010113	PURCHASE OF COMPUTERS	122,300,000.00	122,300,000.00	717,240,333.82	869,549,567.98	711.0%	747,249,567.98
23010115	PURCHASE OF PHOTOCOPYING MACHINES	9,995,000.00	9,995,000.00	-	7,180,735.00	71.8%	2,814,265.00
23010117	PURCHASE OF SHREDDING MACHINES	-	-	49,872,300.00	49,872,300.00	-	49,872,300.00
23010119	PURCHASE OF POWER GENERATING SET	9,000,000.00	9,000,000.00	-	154,259,457.27	1714.0%	145,259,457.27
23010122	PURCHASE OF HEALTH / MEDICAL EQUIPMENT	3,031,000,000.00	3,031,000,000.00	2,328,280,984.13	7,365,261,988.65	243.0%	4,334,261,988.65
23010123	PURCHASE OF FIRE FIGHTING EQUIPMENT	277,000,000.00	277,000,000.00	196,106,264.32	196,106,264.32	70.8%	80,893,735.68
23010124	PURCHASE OF TEACHING / LEARNING AID EQUIPMENT	23,627,080,000.50	23,627,080,000.50	-	10,000,000,000.00	42.3%	13,627,080,000.50
23010125	PURCHASE OF LIBRARY BOOKS & EQUIPMENT	2,296,403,170.01	2,296,403,170.01	-	32,937,678.50	1.4%	2,263,465,491.51
23010126	PURCHASE OF SPORTING / GAMING EQUIPMENT	-	-	-	536,251,120.13	-	536,251,120.13
23010127	PURCHASE OF AGRICULTURAL EQUIPMENT	2,034,462,663.00	13,974,918,635.00	4,773,000.00	7,341,712.50	0.1%	13,967,576,922.50
23010128	PURCHASE OF SECURITY EQUIPMENT	-	-	-	9,013,571,440.00	-	9,013,571,440.00
23010129	PURCHASE OF INDUSTRIAL EQUIPMENT	-	-	4,628,100.00	4,628,100.00	-	4,628,100.00
23010130	PURCHASE OF RECREATIONAL FACILITIES	30,598,423.00	30,598,423.00	-	-	0.0%	30,598,423.00
23010133	PURCHASES OF SURVEYING EQUIPMENT	4,938,150.00	4,938,150.00	-	-	0.0%	4,938,150.00
23010137	PURCHASE OF SHIP SPARE/MAINTENANCE	-	-	-	147,446,705.00	-	147,446,705.00
23010139	PURCHASE OF OTHER FIXED ASSETS	6,381,593,467.19	13,723,099,020.19	631,841,874.94	1,498,129,705.73	10.9%	12,224,969,314.46
2302	CONSTRUCTION / PROVISION	218,169,028,304.57	312,069,299,193.31	90,021,103,480.06	236,852,462,553.95	75.9%	75,216,836,639.36
230201	CONSTRUCTION / PROVISION OF FIXED ASSETS - G	218,169,028,304.57	312,069,299,193.31	90,021,103,480.06	236,852,462,553.95	75.9%	75,216,836,639.36
23020101	CONSTRUCTION / PROVISION OF OFFICE BUILDINGS	424,000,000.00	424,000,000.00	1,321,495,873.89	8,938,615,004.06	2108.2%	8,514,615,004.06
23020102	CONSTRUCTION / PROVISION OF RESIDENTIAL BUILDING	736,398,627.00	736,398,627.00	1,036,673,482.42	3,125,904,570.74	424.5%	2,389,505,943.74
23020103	CONSTRUCTION / PROVISION OF ELECTRICITY	410,000,000.00	410,000,000.00	55,988,252.74	261,064,531.49	63.7%	148,935,468.51
23020104	CONSTRUCTION / PROVISION OF HOUSING	2,509,175,174.75	7,665,020,810.75	306,660,564.32	1,120,041,433.54	14.6%	6,544,979,377.21
23020105	CONSTRUCTION / PROVISION OF WATER FACILITIES	788,744,659.00	788,744,659.00	27,770,655.41	3,369,667,569.30	427.2%	2,580,922,910.30
23020106	CONSTRUCTION / PROVISION OF HOSPITALS / HEALTH CE	7,085,000,000.00	20,645,373,574.74	325,110,984.36	3,265,986,010.34	15.8%	17,379,387,564.40
23020107	CONSTRUCTION / PROVISION OF PUBLIC SCHOOLS	18,913,211,255.00	18,913,211,255.00	2,877,365,081.70	21,872,625,056.76	115.6%	2,959,413,801.76
23020110	CONSTRUCTION / PROVISION OF FIRE FIGHTING STATION	97,000,000.00	97,000,000.00	2,465,011,365.61	2,490,396,650.45	2567.4%	2,393,396,650.45
23020111	CONSTRUCTION / PROVISION OF LIBRARIES	35,000,000.00	35,000,000.00	57,636,516.15	145,166,640.08	414.8%	110,166,640.08
23020112	CONSTRUCTION / PROVISION OF SPORTING FACILITIES	6,707,002,527.76	8,207,002,527.76	520,638,801.10	1,010,412,671.58	12.3%	7,196,589,856.18
23020113	CONSTRUCTION / PROVISION OF AGRICULTURAL FACILT	-	-	187,911,278.12	585,615,163.40	-	585,615,163.40
23020114	CONSTRUCTION / PROVISION OF ROADS	167,971,477,464.81	238,905,529,142.81	77,203,855,086.28	174,476,448,092.74	73.0%	64,429,081,050.07
23020116	CONSTRUCTION / PROVISION OF WATER-WAYS	-	-	248,709,514.62	392,968,955.62	-	392,968,955.62
23020117	CONSTRUCTION / PROVISION OF AIR-PORT / AERODROM	-	-	-	329,197,465.11	-	329,197,465.11
23020118	CONSTRUCTION / PROVISION OF INFRASTRUCTURE	4,000,000,000.00	6,750,000,000.00	-	-	0.0%	6,750,000,000.00
23020119	CONSTRUCTION / PROVISION OF RECREATIONAL FACILT	2,665,100,660.00	2,665,100,660.00	231,389,185.94	231,389,185.94	8.7%	2,433,711,474.06
23020122	CONSTRUCTION OF BOUNDARY PILLARS/ RIGHT OF WAY	-	-	6,574,016.00	6,574,016.00	-	6,574,016.00

23020123	CONSTRUCTION OF TRAFFIC /STREET LIGHTS	199,312,750.00	199,312,750.00	621,892,178.70	7,571,700,522.33	3798.9%	- 7,372,387,772.33
23020124	CONSTRUCTION OF MARKETS/PARKS	718,430,011.50	718,430,011.50	934,147,607.31	3,830,187,662.64	533.1%	- 3,111,757,651.14
23020125	CONSTRUCTION OF POWER GENERATING PLANTS	-	-	1,385,214,066.53	3,330,922,328.06		- 3,330,922,328.06
23020126	CONSTRUCTION/PROVISION OF CEMETERIES	-	-	-	66,279,300.76		- 66,279,300.76
23020127	CONSTRUCTION OF ICT INFRASTRUCTURES	256,000,000.00	256,000,000.00	118,476,549.96	297,735,754.11	116.3%	- 41,735,754.11
23020128	OTHER CONSTRUCTION	4,653,175,174.75	4,653,175,174.75	88,582,418.90	133,563,968.90	2.9%	4,519,611,205.85
2303	REHABILITATION / REPAIRS	33,378,036,512.00	33,378,036,512.00	7,806,552,657.77	78,445,844,240.29	235.0%	- 45,067,807,728.29
230301	REHABILITATION / REPAIRS OF FIXED ASSETS - GE	33,378,036,512.00	33,378,036,512.00	7,806,552,657.77	78,445,844,240.29	235.0%	- 45,067,807,728.29
23030101	REHABILITATION / REPAIRS OF RESIDENTIAL BUILDING	1,392,000,000.00	1,392,000,000.00	565,308,484.86	1,803,188,066.96	129.5%	- 411,188,066.96
23030102	REHABILITATION / REPAIRS - ELECTRICITY	465,000,000.00	465,000,000.00	203,676,454.60	232,446,442.10	50.0%	232,553,557.90
23030103	REHABILITATION / REPAIRS - HOUSING	4,643,350,349.50	4,643,350,349.50	17,786,013.29	77,535,947.46	1.7%	4,565,814,402.04
23030104	REHABILITATION / REPAIRS - WATER FACILITIES	1,794,071,961.00	1,794,071,961.00	103,718,030.64	402,594,416.31	22.4%	1,391,477,544.69
23030105	REHABILITATION / REPAIRS - HOSPITAL / HEALTH CENTR	1,847,000,000.00	1,847,000,000.00	614,424,084.21	2,851,527,587.30	154.4%	- 1,004,527,587.30
23030106	REHABILITATION / REPAIRS - PUBLIC SCHOOLS	1,900,039,000.50	1,900,039,000.50	304,554,483.99	1,204,110,317.10	63.4%	695,928,683.40
23030109	REHABILITATION / REPAIRS - FIRE FIGHTING STATIONS	175,000,000.00	175,000,000.00	-	33,235,557.37	19.0%	141,764,442.63
23030110	REHABILITATION / REPAIRS - LIBRARIES	-	-	-	14,364,827.30		- 14,364,827.30
23030111	REHABILITATION / REPAIRS - SPORTING FACILITIES	-	-	795,506,044.21	795,506,044.21		- 795,506,044.21
23030112	REHABILITATION / REPAIRS - AGRICULTURAL FACILITI	-	-	10,001,494.36	366,989,402.77		- 366,989,402.77
23030113	REHABILITATION / REPAIRS - ROADS	4,654,437,792.00	4,654,437,792.00	5,055,625,433.58	14,670,379,996.24	315.2%	- 10,015,942,204.24
23030114	REHABILITATION / REPAIRS - RAILWAYS	-	-	-	5,147,397,793.29		- 5,147,397,793.29
23030115	REHABILITATION / REPAIRS - WATER-WAY	-	-	4,000,000.00	8,000,000.00		- 8,000,000.00
23030116	REHABILITATION / REPAIRS - AIR-PORT / AERODROMES	-	-	-	29,347,525,829.96		- 29,347,525,829.96
23030118	REHABILITATION / REPAIRS - RECREATIONAL FACILITIES	5,000,000.00	5,000,000.00	-	23,266,425.86	465.3%	- 18,266,425.86
23030121	REHABILITATION / REPAIRS OF OFFICE BUILDINGS	2,500,137,409.00	2,500,137,409.00	131,952,134.03	1,643,218,175.79	65.7%	856,919,233.21
23030123	REHABILITATION/REPAIRS- TRAFFIC /STREET LIGHTS	14,002,000,000.00	14,002,000,000.00	-	-	0.0%	14,002,000,000.00
23030127	REHABILITATION/REPAIRS- ICT INFRASTRUCTURES	-	-	-	19,824,557,410.27		- 19,824,557,410.27
2304	PRESERVATION OF THE ENVIRONMENT	1,131,700,000.00	1,131,700,000.00	3,014,348,649.89	8,798,957,261.84	777.5%	- 7,667,257,261.84
230401	PRESERVATION OF THE ENVIRONMENT - GENERAL	1,131,700,000.00	1,131,700,000.00	3,014,348,649.89	8,798,957,261.84	777.5%	- 7,667,257,261.84
23040101	TREE PLANTING	55,000,000.00	55,000,000.00	-	-	0.0%	55,000,000.00
23040102	EROSION & FLOOD CONTROL	305,700,000.00	305,700,000.00	2,386,812,028.13	3,295,440,749.43	1078.0%	- 2,989,740,749.43
23040104	INDUSTRIAL POLLUTION PREVENTION & CONTROL	25,000,000.00	25,000,000.00	606,784,621.77	847,540,978.56	3390.2%	- 822,540,978.56
23040105	WATER POLLUTION PREVENTION & CONTROL	746,000,000.00	746,000,000.00	20,751,999.99	4,655,975,533.85	624.1%	- 3,909,975,533.85
2305	OTHER CAPITAL PROJECTS	29,710,071,973.33	76,606,021,564.33	9,875,819,788.17	16,650,454,791.51	21.7%	59,955,566,772.82
230501	ACQUISITION OF NON TANGIBLE ASSETS	29,710,071,973.33	76,606,021,564.33	9,875,819,788.17	16,650,454,791.51	21.7%	59,955,566,772.82
23050101	RESEARCH AND DEVELOPMENT	2,106,061,992.33	2,106,061,992.33	66,103,058.08	3,191,726,559.23	151.5%	- 1,085,664,566.90
23050102	COMPUTER SOFTWARE ACQUISITION	1,030,500,000.00	1,030,500,000.00	21,615,375.00	26,615,375.00	2.6%	1,003,884,625.00
23050103	MONITORING AND EVALUATION	990,000,000.00	990,000,000.00	-	1,572,000.00	0.2%	988,428,000.00
23050104	ANNIVERSARIES/CELEBRATIONS	10,000,000.00	10,000,000.00	-	4,354,007.17	43.5%	5,645,992.83
23050107	MARGIN FOR INCREASES IN COSTS	-	10,000,000,000.00	188,780,350.00	221,866,600.00	2.2%	9,778,133,400.00
23050128	Othe Non-Tangible Asset	25,573,509,981.00	62,469,459,572.00	9,599,321,005.09	13,204,320,250.11	21.1%	49,265,139,321.89

2.F Expenditure by Function

2.G Table 10: Total Expenditure by Function

Delta State Government Budget Performance Report 2023 Q4 - Total Expenditure by Functional Classification

Code	Function	2023 Original Budget	2023 Final Budget	2023 Q4 Performance	2023 Performance Year to Date (Q1-Q4)	% Performance Year to Date against 2023 Final Budget	Balance (against Final Budget)
	Total Expenditure	571,636,910,991.00	809,825,088,851.00	191,607,817,873.75	727,337,967,848.99	89.8%	82,487,121,002.01
701	GENERAL PUBLIC SERVICES	163,975,900,549.40	268,577,564,270.37	55,279,967,379.11	278,733,785,853.10	103.8%	- 10,156,221,582.73
7011	EXECUTIVE AND LEGISLATIVE ORGANS, FINANCIAL AND FISCAL AFFAIRS	93,118,636,390.40	189,102,866,470.05	46,632,680,556.58	249,105,462,326.34	131.7%	- 60,002,595,856.29
70111	EXECUTIVE AND LEGISLATIVE ORGANS	39,136,394,842.10	88,749,322,072.34	16,392,159,059.83	88,613,646,137.41	99.8%	135,675,934.94
70112	FINANCIAL AND FISCAL AFFAIRS	53,982,241,548.30	100,353,544,397.71	30,240,521,496.75	160,491,816,188.94	159.9%	- 60,138,271,791.23
7012	FOREIGN ECONOMIC AID	-	-	4,114,276,130.36	4,114,276,130.36		- 4,114,276,130.36
70121	ECONOMIC AID TO DEVELOPING COUNTRIES AND COUNTRIES IN TRANSITION	-	-	4,114,276,130.36	4,114,276,130.36		- 4,114,276,130.36
7013	GENERAL SERVICES	31,226,215,815.00	39,416,748,480.16	4,533,010,692.17	9,741,182,273.89	24.7%	29,675,566,206.27
70131	GENERAL PERSONNEL SERVICES	3,409,352,766.00	9,332,632,990.75	507,388,021.23	3,613,548,096.80	38.7%	5,719,084,893.95
70132	OVERALL PLANNING AND STATISTICAL SERVICES	12,281,882,568.00	12,495,333,056.08	3,140,207,432.05	3,526,220,514.05	28.2%	8,969,112,542.03
70133	OTHER GENERAL SERVICES	15,534,980,481.00	17,588,782,433.33	885,415,238.89	2,601,413,663.04	14.8%	14,987,368,770.29
7014	BASIC RESEARCH	-	-	-	42,126,000.00		- 42,126,000.00
70141	BASIC RESEARCH	-	-	-	42,126,000.00		- 42,126,000.00
7015	R&D GENERAL PUBLIC SERVICES	-	-	-	20,468,000.00		- 20,468,000.00
70151	R&D GENERAL PUBLIC SERVICES	-	-	-	20,468,000.00		- 20,468,000.00
7016	GENERAL PUBLIC SERVICES N.E.C.	1,565,660,210.00	1,992,561,186.16	-	514,088,000.00	25.8%	1,478,473,186.16
70161	GENERAL PUBLIC SERVICES N.E.C.	1,565,660,210.00	1,992,561,186.16	-	514,088,000.00	25.8%	1,478,473,186.16
7017	PUBLIC DEBT TRANSACTIONS	33,957,582,250.00	33,957,582,250.00	-	15,196,183,122.51	44.8%	18,761,399,127.49
70171	PUBLIC DEBT TRANSACTIONS	33,957,582,250.00	33,957,582,250.00	-	15,196,183,122.51	44.8%	18,761,399,127.49
7018	TRANSFERS OF A GENERAL CHARACTER BETWEEN DIFFERENT DEPARTMENTS	4,107,805,884.00	4,107,805,884.00	-	-	0.0%	4,107,805,884.00
70181	TRANSFERS OF A GENERAL CHARACTER BETWEEN DIFFERENT DEPARTMENTS	4,107,805,884.00	4,107,805,884.00	-	-	0.0%	4,107,805,884.00
703	PUBLIC ORDER AND SAFETY	21,636,522,889.77	24,990,324,842.10	1,890,680,689.23	8,843,022,791.77	35.4%	16,147,302,050.33
7032	FIRE PROTECTION SERVICES	45,200,000.00	45,200,000.00	-	-	0.0%	45,200,000.00
70321	FIRE PROTECTION SERVICES	45,200,000.00	45,200,000.00	-	-	0.0%	45,200,000.00
7033	LAW COURTS	21,476,322,889.77	24,830,124,842.10	1,890,680,689.23	8,843,022,791.77	35.6%	15,987,102,050.33
70331	LAW COURTS	21,476,322,889.77	24,830,124,842.10	1,890,680,689.23	8,843,022,791.77	35.6%	15,987,102,050.33
7036	PUBLIC ORDER AND SAFETY N.E.C.	115,000,000.00	115,000,000.00	-	-	0.0%	115,000,000.00
70361	PUBLIC ORDER AND SAFETY N.E.C.	115,000,000.00	115,000,000.00	-	-	0.0%	115,000,000.00
704	ECONOMIC AFFAIRS	196,964,463,644.52	289,680,377,151.50	90,358,820,374.33	243,666,686,290.19	84.1%	46,013,690,861.31
7041	GENERAL ECONOMIC, COMMERCIAL, AND LABOUR AFFAIRS	48,240,800,000.00	56,520,800,000.00	25,663,685,521.39	30,317,052,006.67	53.6%	26,203,747,993.33
70411	GENERAL ECONOMIC AND COMMERCIAL AFFAIRS	48,240,800,000.00	56,520,800,000.00	25,663,685,521.39	30,309,966,006.67	53.6%	26,210,833,993.33

70412	GENERAL LABOUR AFFAIRS	-	-	-	7,086,000.00	-	7,086,000.00
7042	AGRICULTURE, FORESTRY, FISHING, AND HUNTING	3,616,810,528.00	16,197,617,964.24	460,605,941.06	1,927,404,232.94	11.9%	14,270,213,731.30
70421	AGRICULTURE	3,616,810,528.00	16,197,617,964.24	460,605,941.06	1,927,404,232.94	11.9%	14,270,213,731.30
7043	FUEL AND ENERGY	9,265,018,858.69	9,478,469,346.77	4,133,341,857.32	13,063,953,518.71	137.8%	- 3,585,484,171.94
70432	PETROLEUM AND NATURAL GAS	-	-	29,206,000.00	148,513,000.00	-	148,513,000.00
70435	ELECTRICITY	-	-	4,074,012,573.94	12,272,012,277.69	-	12,272,012,277.69
70436	NON ELECTRIC ENERGY	9,265,018,858.69	9,478,469,346.77	30,123,283.38	643,428,241.02	6.8%	8,835,041,105.75
7044	MINING, MANUFACTURING, AND CONSTRUCTION	385,387,708.00	54,532,889,874.08	58,653,265,498.79	193,452,191,458.59	354.7%	- 138,919,301,584.51
70443	CONSTRUCTION	385,387,708.00	54,532,889,874.08	58,653,265,498.79	193,452,191,458.59	354.7%	- 138,919,301,584.51
7045	TRANSPORT	122,781,292,404.50	139,421,643,868.74	718,754,492.98	2,573,231,478.12	1.8%	136,848,412,390.62
70451	ROAD TRANSPORT	122,781,292,404.50	139,421,643,868.74	310,275,594.08	2,164,752,579.22	1.6%	137,256,891,289.52
70452	WATER TRANSPORT	-	-	408,478,898.90	408,478,898.90	-	408,478,898.90
7046	COMMUNICATION	20,000,000.00	20,000,000.00	464,075,403.36	1,558,653,765.51	7793.3%	- 1,538,653,765.51
70461	COMMUNICATION	20,000,000.00	20,000,000.00	464,075,403.36	1,558,653,765.51	7793.3%	- 1,538,653,765.51
7047	OTHER INDUSTRIES	383,171,167.00	596,621,655.08	15,510,759.00	96,848,782.12	16.2%	499,772,872.96
70471	DISTRIBUTIVE TRADE, STORAGE AND WAREHOUSING	-	-	15,510,759.00	19,710,759.00	-	19,710,759.00
70473	TOURISM	132,171,167.00	345,621,655.08	-	76,270,523.12	22.1%	269,351,131.96
70474	MULTIPURPOSE DEVELOPMENT PROJECTS	251,000,000.00	251,000,000.00	-	867,500.00	0.3%	250,132,500.00
7048	R & D ECONOMIC AFFAIRS	2,535,014,965.33	2,961,915,941.49	249,580,900.43	572,751,047.53	19.3%	2,389,164,893.96
70481	R & D GENERAL ECONOMIC, COMMERCIAL AND LABOUR	-	-	82,444,153.14	82,444,153.14	-	82,444,153.14
70483	FUEL AND ENERGY	-	-	167,136,747.29	378,959,394.39	-	378,959,394.39
70484	R & D MINING, MANUFACTURING AND CONSTRUCTION	1,021,457,359.33	1,234,907,847.41	-	-	0.0%	1,234,907,847.41
70487	R & D OTHER INDUSTRIES	1,513,557,606.00	1,727,008,094.08	-	111,347,500.00	6.4%	1,615,660,594.08
7049	ECONOMIC AFFAIRS N.E.C	9,736,968,013.00	9,950,418,501.08	-	104,600,000.00	1.1%	9,845,818,501.08
70491	ECONOMIC AFFAIRS N.E.C.	9,736,968,013.00	9,950,418,501.08	-	104,600,000.00	1.1%	9,845,818,501.08
705	ENVIRONMENTAL PROTECTION	2,334,675,286.00	2,975,026,750.24	261,091,257.55	7,396,022,751.07	248.6%	- 4,420,996,000.83
7051	WASTE MANAGEMENT	590,078,827.00	803,529,315.08	83,441,049.82	2,748,838,205.72	342.1%	- 1,945,308,890.64
70511	WASTE MANAGEMENT	590,078,827.00	803,529,315.08	83,441,049.82	2,748,838,205.72	342.1%	- 1,945,308,890.64
7052	WASTE WATER MANAGEMENT	-	-	55,932,937.23	296,299,552.59	-	- 296,299,552.59
70521	WASTE WATER MANAGEMENT	-	-	55,932,937.23	296,299,552.59	-	296,299,552.59
7054	PROTECTION OF BIODIVERSITY AND LANDSCAPE	-	-	8,604,501.61	217,587,592.12	-	- 217,587,592.12
70541	PROTECTION OF BIODIVERSITY AND LANDSCAPE	-	-	8,604,501.61	217,587,592.12	-	217,587,592.12
7055	R&D ENVIRONMENTAL PROTECTION	-	-	109,334,418.89	110,084,418.89	-	- 110,084,418.89
70551	R & D ENVIRONMENTAL PROTECTION	-	-	109,334,418.89	110,084,418.89	-	110,084,418.89
7056	ENVIRONMENTAL PROTECTION N.E.C.	1,744,596,459.00	2,171,497,435.16	3,778,350.00	4,023,212,981.75	185.3%	- 1,851,715,546.59
70561	ENVIRONMENTAL PROTECTION N.E.C.	1,744,596,459.00	2,171,497,435.16	3,778,350.00	4,023,212,981.75	185.3%	- 1,851,715,546.59
706	HOUSING AND COMMUNITY AMMENITIES	38,062,163,260.81	45,712,162,313.38	5,598,226,456.05	26,146,492,794.77	57.2%	19,565,669,518.61
7061	HOUSING DEVELOPMENT	9,481,312,835.00	14,637,158,471.00	3,036,127,803.03	11,268,368,483.43	77.0%	3,368,789,987.57
70611	HOUSING DEVELOPMENT	9,481,312,835.00	14,637,158,471.00	3,036,127,803.03	11,268,368,483.43	77.0%	3,368,789,987.57

7062	COMMUNITY DEVELOPMENT	18,993,000,908.00	19,846,802,860.33	2,181,381,238.37	12,494,710,259.06	63.0%	7,352,092,601.27
70621	COMMUNITY DEVELOPMENT	18,993,000,908.00	19,846,802,860.33	2,181,381,238.37	12,494,710,259.06	63.0%	7,352,092,601.27
7063	WATER SUPPLY	3,894,683,276.00	4,535,034,740.24	358,701,154.65	2,243,636,017.53	49.5%	2,291,398,722.71
70631	WATER SUPPLY	3,894,683,276.00	4,535,034,740.24	358,701,154.65	2,243,636,017.53	49.5%	2,291,398,722.71
7066	HOUSING AND COMMUNITY AMENITIES N.E.C.	5,693,166,241.81	6,693,166,241.81	22,016,260.00	139,778,034.75	2.1%	6,553,388,207.06
70661	HOUSING AND COMMUNITY AMENITIES N.E.C.	5,693,166,241.81	6,693,166,241.81	22,016,260.00	139,778,034.75	2.1%	6,553,388,207.06
707	HEALTH	30,427,661,168.00	45,695,638,647.39	10,200,164,827.36	40,509,639,271.89	88.7%	5,185,999,375.50
7071	MEDICAL PRODUCTS, APPLIANCES, AND EQUIPMENT	-	-	-	305,838,183.43	-	305,838,183.43
70711	PHARMACEUTICAL PRODUCTS	-	-	-	305,838,183.43	-	305,838,183.43
7072	OUTPATIENT SERVICES	-	-	476,817,423.24	1,678,084,573.15	-	1,678,084,573.15
70721	GENERAL MEDICAL SERVICES	-	-	476,817,423.24	1,678,084,573.15	-	1,678,084,573.15
7073	HOSPITAL SERVICES	6,056,514,738.00	8,403,767,178.41	5,086,432,064.87	27,030,249,725.71	321.6%	18,626,482,547.30
70731	GENERAL HOSPITAL SERVICES	720,000,000.00	2,000,000,000.00	3,901,501,268.89	21,790,977,879.82	1089.5%	19,790,977,879.82
70732	SPECIALIZED HOSPITAL SERVICES	5,034,939,840.00	5,675,291,304.24	1,177,550,795.98	3,837,143,368.74	67.6%	1,838,147,935.50
70733	MEDICAL AND MATERNITY CENTRE SERVICES	301,574,898.00	728,475,874.16	-	-	0.0%	728,475,874.16
70734	NURSING AND CONVALESCENT HOME SERVICES	-	-	7,380,000.00	1,402,128,477.15	-	1,402,128,477.15
7074	PUBLIC HEALTH SERVICES	598,598,948.00	812,049,436.08	4,636,915,339.25	7,125,378,531.11	877.5%	6,313,329,095.03
70741	PUBLIC HEALTH SERVICES	598,598,948.00	812,049,436.08	4,636,915,339.25	7,125,378,531.11	877.5%	6,313,329,095.03
7075	R & D HEALTH	-	-	-	433,902,606.56	-	433,902,606.56
70751	R & D HEALTH	-	-	-	433,902,606.56	-	433,902,606.56
7076	HEALTH N.E.C.	23,772,547,482.00	36,479,822,032.90	-	3,936,185,651.93	10.8%	32,543,636,380.97
70761	HEALTH N.E.C.	23,772,547,482.00	36,479,822,032.90	-	3,936,185,651.93	10.8%	32,543,636,380.97
708	RECREATION, CULTURE AND RELIGION	13,657,224,130.00	15,364,828,034.65	2,209,892,358.59	9,872,957,537.26	64.3%	5,491,870,497.39
7081	RECREATIONAL AND SPORTING SERVICES	7,178,946,391.00	7,605,847,367.16	2,031,329,423.72	6,741,798,089.64	88.6%	864,049,277.52
70811	RECREATIONAL AND SPORTING SERVICES	7,178,946,391.00	7,605,847,367.16	2,031,329,423.72	6,741,798,089.64	88.6%	864,049,277.52
7082	CULTURAL SERVICES	3,184,920,373.00	3,611,821,349.16	37,581,196.87	2,036,968,790.82	56.4%	1,574,852,558.34
70821	CULTURAL SERVICES	3,184,920,373.00	3,611,821,349.16	37,581,196.87	2,036,968,790.82	56.4%	1,574,852,558.34
7083	BROADCASTING AND PUBLISHING SERVICES	3,275,657,366.00	4,129,459,318.33	-	942,758,918.80	22.8%	3,186,700,399.53
70831	BROADCASTING AND PUBLISHING SERVICES	3,275,657,366.00	4,129,459,318.33	-	942,758,918.80	22.8%	3,186,700,399.53
7084	RELIGIOUS AND OTHER COMMUNITY SERVICES	17,700,000.00	17,700,000.00	-	10,450,000.00	59.0%	7,250,000.00
70841	RELIGIOUS AND OTHER COMMUNITY SERVICES	17,700,000.00	17,700,000.00	-	10,450,000.00	59.0%	7,250,000.00
7086	RECREATION, CULTURE AND RELIGION N.E.C.	-	-	140,981,738.00	140,981,738.00	-	140,981,738.00

70861	RECREATION, CULTURE AND RELIGION N.E.C.	-	-	140,981,738.00	140,981,738.00		-	140,981,738.00
709	EDUCATION	92,063,349,833.50	95,692,008,130.88	22,052,175,834.95	106,503,544,479.87	111.3%	-	10,811,536,348.99
7091	PRE-PRIMARY AND PRIMARY EDUCATION	1,845,913,765.00	2,059,364,253.08	728,487,452.11	5,639,489,927.50	273.8%	-	3,580,125,674.42
70912	PRIMARY EDUCATION	1,845,913,765.00	2,059,364,253.08	728,487,452.11	5,639,489,927.50	273.8%	-	3,580,125,674.42
7092	SECONDARY EDUCATION	9,327,626,228.00	9,754,527,204.16	12,150,977,472.08	49,461,483,287.15	507.1%	-	39,706,956,082.99
70921	LOWER SECONDARY EDUCATION	-	-	476,045,207.13	1,187,125,637.23		-	1,187,125,637.23
70922	UPPER-SECONDARY EDUCATION	9,327,626,228.00	9,754,527,204.16	11,674,932,264.95	48,274,357,649.92	494.9%	-	38,519,830,445.76
7093	POSTSECONDARY NONTERTIARY EDUCATION	480,751,571.00	694,202,059.08	60,830,949.92	2,378,790,570.13	342.7%	-	1,684,588,511.05
70931	POST-SECONDARY NON-TERTIARY EDUCATION	480,751,571.00	694,202,059.08	60,830,949.92	2,378,790,570.13	342.7%	-	1,684,588,511.05
7094	TERTIARY EDUCATION	16,073,818,206.00	17,994,872,598.73	8,774,424,744.08	47,032,849,965.62	261.4%	-	29,037,977,366.89
70941	FIRST STAGE OF TERTIARY EDUCATION	63,560,000.00	63,560,000.00	3,748,245,301.74	27,881,923,171.64	43867.1%	-	27,818,363,171.64
70942	SECOND STAGE OF TERTIARY EDUCATION	16,010,258,206.00	17,931,312,598.73	5,026,179,442.34	19,150,926,793.98	106.8%	-	1,219,614,195.25
7095	EDUCATION NOT DEFINABLE BY LEVEL	24,659,462,898.00	24,872,913,386.08	328,966,661.36	1,585,245,260.92	6.4%		23,287,668,125.16
70951	EDUCATION NOT DEFINABLE BY LEVEL	24,659,462,898.00	24,872,913,386.08	328,966,661.36	1,585,245,260.92	6.4%		23,287,668,125.16
7096	SUBSIDIARY SERVICES TO EDUCATION	-	-	8,488,555.40	80,578,857.96		-	80,578,857.96
70961	SUBSIDIARY SERVICES TO EDUCATION	-	-	8,488,555.40	80,578,857.96		-	80,578,857.96
7097	R & D EDUCATION	196,956,089.00	410,406,577.08	-	-	0.0%		410,406,577.08
70971	R & D EDUCATION	196,956,089.00	410,406,577.08	-	-	0.0%		410,406,577.08
7098	EDUCATION N.E.C.	39,478,821,076.50	39,905,722,052.66	-	325,106,610.59	0.8%		39,580,615,442.07
70981	EDUCATION N.E.C	39,478,821,076.50	39,905,722,052.66	-	325,106,610.59	0.8%		39,580,615,442.07
710	SOCIAL PROTECTION	12,514,950,229.00	21,137,158,710.49	3,756,798,696.58	5,665,816,079.07	26.8%		15,471,342,631.42
7102	OLD AGE	5,336,174,351.00	5,976,525,815.24	3,631,658,437.17	4,942,010,906.84	82.7%		1,034,514,908.40
71021	OLD AGE	5,336,174,351.00	5,976,525,815.24	3,631,658,437.17	4,942,010,906.84	82.7%		1,034,514,908.40
7103	SURVIVORS	-	-	-	20,450,000.00		-	20,450,000.00
71031	SURVIVORS	-	-	-	20,450,000.00		-	20,450,000.00
7104	FAMILY AND CHILDREN	5,436,162,471.00	5,649,612,959.08	35,119,259.50	590,684,172.32	10.5%		5,058,928,786.76
71041	FAMILY AND CHILDREN	5,436,162,471.00	5,649,612,959.08	35,119,259.50	590,684,172.32	10.5%		5,058,928,786.76
7105	UNEMPLOYMENT	1,260,000,000.00	1,260,000,000.00	-	-	0.0%		1,260,000,000.00
71051	UNEMPLOYMENT	1,260,000,000.00	1,260,000,000.00	-	-	0.0%		1,260,000,000.00
7107	SOCIAL EXCLUSSION N.E.C	26,746,740.00	240,197,228.08	-	-	0.0%		240,197,228.08
71071	SOCIAL EXCLUSION N.E.C.	26,746,740.00	240,197,228.08	-	-	0.0%		240,197,228.08
7109	SOCIAL PROTECTION N.E.C.	455,866,667.00	8,010,822,708.08	90,020,999.91	112,670,999.91	1.4%		7,898,151,708.17
71091	SOCIAL PROTECTION N.E.C.	455,866,667.00	8,010,822,708.08	90,020,999.91	112,670,999.91	1.4%		7,898,151,708.17

Table 11: Personnel Expenditure by Function

Delta State Government Budget Performance Report 2023 Q4 - Personnel Expenditure by Functional Classification

Code	Function	2023 Original Budget	2023 Final Budget	2023 Q4 Performance	2023 Performance Year to Date (Q1-Q4)	% Performance Year to Date against 2023 Final Budget	Balance (against Final Budget)
	Total Personnel Expenditure	104,300,888,252.00	122,657,630,227.00	32,373,508,552.66	128,260,799,743.94	104.6%	- 5,603,169,516.94
701	GENERAL PUBLIC SERVICES	24,444,517,612.00	28,926,977,861.71	5,096,181,142.57	35,413,668,927.50	122.4%	- 6,486,691,065.79
7011	EXECUTIVE AND LEGISLATIVE ORGANS, FINANCIAL AND FISCAL AFFAIRS	15,211,149,918.00	16,918,753,822.65	4,252,018,263.14	30,488,811,259.45	180.2%	- 13,570,057,436.80
70111	EXECUTIVE AND LEGISLATIVE ORGANS	4,644,956,019.00	5,285,307,483.24	3,374,375,059.53	14,394,494,496.49	272.3%	- 9,109,187,013.25
70112	FINANCIAL AND FISCAL AFFAIRS	10,566,193,899.00	11,633,446,339.41	877,643,203.61	16,094,316,762.96	138.3%	- 4,460,870,423.55
7013	GENERAL SERVICES	8,961,247,326.00	11,309,202,694.90	844,162,879.43	4,924,857,668.05	43.5%	6,384,345,026.85
70131	GENERAL PERSONNEL SERVICES	928,313,693.00	2,209,016,621.49	454,948,421.23	3,238,977,996.80	146.6%	- 1,029,961,375.31
70132	OVERALL PLANNING AND STATISTICAL SERVICES	351,182,568.00	564,633,056.08	-	-	0.0%	564,633,056.08
70133	OTHER GENERAL SERVICES	7,681,751,065.00	8,535,553,017.33	389,214,458.20	1,685,879,671.25	19.8%	6,849,673,346.08
7016	GENERAL PUBLIC SERVICES N.E.C.	272,120,368.00	699,021,344.16	-	-	0.0%	699,021,344.16
70161	GENERAL PUBLIC SERVICES N.E.C.	272,120,368.00	699,021,344.16	-	-	0.0%	699,021,344.16
703	PUBLIC ORDER AND SAFETY	7,384,680,413.00	8,238,482,365.33	41,248,431.77	2,052,538,209.12	24.9%	6,185,944,156.21
7033	LAW COURTS	7,384,680,413.00	8,238,482,365.33	41,248,431.77	2,052,538,209.12	24.9%	6,185,944,156.21
70331	LAW COURTS	7,384,680,413.00	8,238,482,365.33	41,248,431.77	2,052,538,209.12	24.9%	6,185,944,156.21
704	ECONOMIC AFFAIRS	3,804,446,372.00	6,365,852,228.98	1,547,567,036.71	6,056,527,467.36	95.1%	309,324,761.62
7041	GENERAL ECONOMIC, COMMERCIAL, AND LABOUR	-	-	303,481,949.33	1,198,558,947.03	-	- 1,198,558,947.03
70411	GENERAL ECONOMIC AND COMMERCIAL AFFAIRS	-	-	303,481,949.33	1,198,558,947.03	-	- 1,198,558,947.03
7042	AGRICULTURE, FORESTRY, FISHING, AND HUNTING	1,483,747,865.00	2,124,099,329.24	434,519,946.70	1,708,880,289.14	80.5%	415,219,040.10
70421	AGRICULTURE	1,483,747,865.00	2,124,099,329.24	434,519,946.70	1,708,880,289.14	80.5%	415,219,040.10
7043	FUEL AND ENERGY	267,210,234.00	480,660,722.08	112,965,866.98	476,488,440.39	99.1%	4,172,281.69
70435	ELECTRICITY	-	-	82,842,583.60	368,060,199.37	-	- 368,060,199.37
70436	NON ELECTRIC ENERGY	267,210,234.00	480,660,722.08	30,123,283.38	108,428,241.02	22.6%	372,232,481.06
7044	MINING, MANUFACTURING, AND CONSTRUCTION	347,987,708.00	561,438,196.08	104,005,913.76	402,336,465.09	71.7%	159,101,730.99
70443	CONSTRUCTION	347,987,708.00	561,438,196.08	104,005,913.76	402,336,465.09	71.7%	159,101,730.99
7045	TRANSPORT	1,075,438,420.00	1,715,789,884.24	258,416,231.58	1,037,158,436.38	60.4%	678,631,447.86
70451	ROAD TRANSPORT	1,075,438,420.00	1,715,789,884.24	258,416,231.58	1,037,158,436.38	60.4%	678,631,447.86
7046	COMMUNICATION	-	-	334,177,128.36	1,211,064,076.31	-	- 1,211,064,076.31
70461	COMMUNICATION	-	-	334,177,128.36	1,211,064,076.31	-	- 1,211,064,076.31
7047	OTHER INDUSTRIES	74,196,167.00	287,646,655.08	-	22,040,813.02	7.7%	265,605,842.06
70473	TOURISM	74,196,167.00	287,646,655.08	-	22,040,813.02	7.7%	265,605,842.06
7048	R & D ECONOMIC AFFAIRS	193,097,965.00	619,998,941.16	-	-	0.0%	619,998,941.16

70484	R & D MINING, MANUFACTURING AND CONSTRUCTION	82,857,359.00	296,307,847.08	-	-	0.0%	296,307,847.08
70487	R & D OTHER INDUSTRIES	110,240,606.00	323,691,094.08	-	-	0.0%	323,691,094.08
7049	ECONOMIC AFFAIRS N.E.C	362,768,013.00	576,218,501.08	-	-	0.0%	576,218,501.08
70491	ECONOMIC AFFAIRS N.E.C.	362,768,013.00	576,218,501.08	-	-	0.0%	576,218,501.08
705	ENVIRONMENTAL PROTECTION	416,975,286.00	1,057,326,750.24	146,322,488.66	955,210,166.07	90.3%	102,116,584.17
7051	WASTE MANAGEMENT	118,478,827.00	331,929,315.08	83,441,049.82	189,866,757.54	57.2%	142,062,557.54
70511	WASTE MANAGEMENT	118,478,827.00	331,929,315.08	83,441,049.82	189,866,757.54	57.2%	142,062,557.54
7052	WASTE WATER MANAGEMENT	-	-	55,932,937.23	195,214,502.59	-	- 195,214,502.59
70521	WASTE WATER MANAGEMENT	-	-	55,932,937.23	195,214,502.59	-	- 195,214,502.59
7054	PROTECTION OF BIODIVERSITY AND LANDSCAPE	-	-	6,948,501.61	14,909,267.12	-	- 14,909,267.12
70541	PROTECTION OF BIODIVERSITY AND LANDSCAPE	-	-	6,948,501.61	14,909,267.12	-	- 14,909,267.12
7056	ENVIRONMENTAL PROTECTION N.E.C.	298,496,459.00	725,397,435.16	-	555,219,638.82	76.5%	170,177,796.34
70561	ENVIRONMENTAL PROTECTION N.E.C.	298,496,459.00	725,397,435.16	-	555,219,638.82	76.5%	170,177,796.34
706	HOUSING AND COMMUNITY AMMENITIES	1,638,407,148.00	3,132,560,564.57	474,214,161.45	1,776,709,111.65	56.7%	1,355,851,452.92
7061	HOUSING DEVELOPMENT	-	-	144,827,147.17	278,899,690.81	-	- 278,899,690.81
70611	HOUSING DEVELOPMENT	-	-	144,827,147.17	278,899,690.81	-	- 278,899,690.81
7062	COMMUNITY DEVELOPMENT	783,677,192.00	1,637,479,144.33	93,720,976.14	456,076,591.79	27.9%	1,181,402,552.54
70621	COMMUNITY DEVELOPMENT	783,677,192.00	1,637,479,144.33	93,720,976.14	456,076,591.79	27.9%	1,181,402,552.54
7063	WATER SUPPLY	854,729,956.00	1,495,081,420.24	235,666,038.14	934,787,054.30	62.5%	560,294,365.94
70631	WATER SUPPLY	854,729,956.00	1,495,081,420.24	235,666,038.14	934,787,054.30	62.5%	560,294,365.94
7066	HOUSING AND COMMUNITY AMENITIES N.E.C.	-	-	-	106,945,774.75	-	- 106,945,774.75
70661	HOUSING AND COMMUNITY AMENITIES N.E.C.	-	-	-	106,945,774.75	-	- 106,945,774.75
707	HEALTH	15,520,061,168.00	17,227,665,072.65	5,605,788,256.12	20,915,553,535.25	121.4%	- 3,687,888,462.60
7073	HOSPITAL SERVICES	4,827,914,738.00	5,895,167,178.41	4,890,014,267.62	16,400,100,424.54	278.2%	- 10,504,933,246.13
70731	GENERAL HOSPITAL SERVICES	-	-	3,705,083,471.64	11,160,828,578.65	-	- 11,160,828,578.65
70732	SPECIALIZED HOSPITAL SERVICES	4,526,339,840.00	5,166,691,304.24	1,177,550,795.98	3,837,143,368.74	74.3%	1,329,547,935.50
70733	MEDICAL AND MATERNITY CENTRE SERVICES	301,574,898.00	728,475,874.16	-	-	0.0%	728,475,874.16
70734	NURSING AND CONVALESCENT HOME SERVICES	-	-	7,380,000.00	1,402,128,477.15	-	- 1,402,128,477.15
7074	PUBLIC HEALTH SERVICES	182,598,948.00	396,049,436.08	715,773,988.50	3,167,518,367.25	799.8%	- 2,771,468,931.17
70741	PUBLIC HEALTH SERVICES	182,598,948.00	396,049,436.08	715,773,988.50	3,167,518,367.25	799.8%	- 2,771,468,931.17
7075	R & D HEALTH	-	-	-	433,902,606.56	-	- 433,902,606.56
70751	R & D HEALTH	-	-	-	433,902,606.56	-	- 433,902,606.56
7076	HEALTH N.E.C.	10,509,547,482.00	10,936,448,458.16	-	914,032,136.90	8.4%	10,022,416,321.26
70761	HEALTH N.E.C.	10,509,547,482.00	10,936,448,458.16	-	914,032,136.90	8.4%	10,022,416,321.26
708	RECREATION, CULTURE AND RELIGION	2,897,724,843.00	4,605,328,747.65	454,319,085.71	1,955,462,121.52	42.5%	2,649,866,626.13
7081	RECREATIONAL AND SPORTING SERVICES	1,246,347,764.00	1,673,248,740.16	416,737,888.84	1,040,432,160.26	62.2%	632,816,579.90
70811	RECREATIONAL AND SPORTING SERVICES	1,246,347,764.00	1,673,248,740.16	416,737,888.84	1,040,432,160.26	62.2%	632,816,579.90
7082	CULTURAL SERVICES	410,019,713.00	836,920,689.16	37,581,196.87	915,029,961.26	109.3%	- 78,109,272.10
70821	CULTURAL SERVICES	410,019,713.00	836,920,689.16	37,581,196.87	915,029,961.26	109.3%	- 78,109,272.10

7083	BROADCASTING AND PUBLISHING SERVICES	1,241,357,366.00	2,095,159,318.33	-	-	0.0%	2,095,159,318.33
70831	BROADCASTING AND PUBLISHING SERVICES	1,241,357,366.00	2,095,159,318.33	-	-	0.0%	2,095,159,318.33
709	EDUCATION	42,679,144,865.00	46,307,803,162.38	15,376,209,512.50	54,584,449,650.60	117.9%	- 8,276,646,488.22
7091	PRE-PRIMARY AND PRIMARY EDUCATION	424,363,765.00	637,814,253.08	156,728,707.79	634,930,752.21	99.5%	2,883,500.87
70912	PRIMARY EDUCATION	424,363,765.00	637,814,253.08	156,728,707.79	634,930,752.21	99.5%	2,883,500.87
7092	SECONDARY EDUCATION	418,826,229.00	845,727,205.16	8,802,079,943.86	22,548,445,726.54	2666.2%	- 21,702,718,521.38
70922	UPPER-SECONDARY EDUCATION	418,826,229.00	845,727,205.16	8,802,079,943.86	22,548,445,726.54	2666.2%	- 21,702,718,521.38
7093	POSTSECONDARY NONTERTIARY EDUCATION	436,051,571.00	649,502,059.08	60,830,949.92	60,830,949.92	9.4%	588,671,109.16
70931	POST-SECONDARY NON-TERTIARY EDUCATION	436,051,571.00	649,502,059.08	60,830,949.92	60,830,949.92	9.4%	588,671,109.16
7094	TERTIARY EDUCATION	15,540,258,206.00	17,461,312,598.73	6,294,108,909.17	29,706,516,857.46	170.1%	- 12,245,204,258.73
70941	FIRST STAGE OF TERTIARY EDUCATION	-	-	2,988,148,316.33	22,171,584,268.99	-	- 22,171,584,268.99
70942	SECOND STAGE OF TERTIARY EDUCATION	15,540,258,206.00	17,461,312,598.73	3,305,960,592.84	7,534,932,588.47	43.2%	9,926,380,010.26
7095	EDUCATION NOT DEFINABLE BY LEVEL	24,533,717,898.00	24,747,168,386.08	53,972,446.36	1,303,076,045.92	5.3%	23,444,092,340.16
70951	EDUCATION NOT DEFINABLE BY LEVEL	24,533,717,898.00	24,747,168,386.08	53,972,446.36	1,303,076,045.92	5.3%	23,444,092,340.16
7096	SUBSIDIARY SERVICES TO EDUCATION	-	-	8,488,555.40	70,578,857.96	-	- 70,578,857.96
70961	SUBSIDIARY SERVICES TO EDUCATION	-	-	8,488,555.40	70,578,857.96	-	- 70,578,857.96
7097	R & D EDUCATION	184,056,089.00	397,506,577.08	-	-	0.0%	397,506,577.08
70971	R & D EDUCATION	184,056,089.00	397,506,577.08	-	-	0.0%	397,506,577.08
7098	EDUCATION N.E.C.	1,141,871,107.00	1,568,772,083.16	-	260,070,460.59	16.6%	1,308,701,622.57
70981	EDUCATION N.E.C	1,141,871,107.00	1,568,772,083.16	-	260,070,460.59	16.6%	1,308,701,622.57
710	SOCIAL PROTECTION	5,514,930,545.00	6,795,633,473.49	3,631,658,437.17	4,550,680,554.87	67.0%	2,244,952,918.62
7102	OLD AGE	5,172,354,667.00	5,812,706,131.24	3,631,658,437.17	4,550,680,554.87	78.3%	1,262,025,576.37
71021	OLD AGE	5,172,354,667.00	5,812,706,131.24	3,631,658,437.17	4,550,680,554.87	78.3%	1,262,025,576.37
7104	FAMILY AND CHILDREN	264,662,471.00	478,112,959.08	-	-	0.0%	478,112,959.08
71041	FAMILY AND CHILDREN	264,662,471.00	478,112,959.08	-	-	0.0%	478,112,959.08
7107	SOCIAL EXCLUSION N.E.C	26,746,740.00	240,197,228.08	-	-	0.0%	240,197,228.08
71071	SOCIAL EXCLUSION N.E.C.	26,746,740.00	240,197,228.08	-	-	0.0%	240,197,228.08
7109	SOCIAL PROTECTION N.E.C.	51,166,667.00	264,617,155.08	-	-	0.0%	264,617,155.08
71091	SOCIAL PROTECTION N.E.C.	51,166,667.00	264,617,155.08	-	-	0.0%	264,617,155.08

Table 12: Overhead Expenditure by Function

Delta State Government Budget Performance Report 2023 Q4 - Overhead Expenditure by Functional Classification

Code	Function	2023 Original Budget	2023 Final Budget	2023 Q4 Performance	2023 Performance Year to Date (Q1-Q4)	% Performance Year to Date against 2023 Final Budget	Balance (against Final Budget)
	Total Overhead Expenditure	72,561,395,998.40	101,263,973,294.66	24,244,803,611.25	78,845,188,539.72	77.9%	22,418,784,754.94
701	GENERAL PUBLIC SERVICES	55,211,131,997.40	79,883,709,293.66	20,756,635,912.61	66,122,510,910.25	82.8%	13,761,198,383.41
7011	EXECUTIVE AND LEGISLATIVE ORGANS, FINANCIAL	46,394,672,735.40	66,424,672,735.40	20,475,275,903.86	65,483,559,340.40	98.6%	941,113,395.00
70111	EXECUTIVE AND LEGISLATIVE ORGANS	21,918,728,675.10	41,948,728,675.10	5,476,387,001.85	34,683,568,788.20	82.7%	7,265,159,886.90
70112	FINANCIAL AND FISCAL AFFAIRS	24,475,944,060.30	24,475,944,060.30	14,998,888,902.01	30,799,990,552.20	125.8%	- 6,324,046,491.90
7013	GENERAL SERVICES	7,702,659,262.00	12,345,236,558.26	281,360,008.75	606,457,569.85	4.9%	11,738,778,988.41
70131	GENERAL PERSONNEL SERVICES	1,309,134,196.00	5,951,711,492.26	21,517,000.00	108,525,750.00	1.8%	5,843,185,742.26
70132	OVERALL PLANNING AND STATISTICAL SERVICES	1,328,900,000.00	1,328,900,000.00	-	-	0.0%	1,328,900,000.00
70133	OTHER GENERAL SERVICES	5,064,625,066.00	5,064,625,066.00	259,843,008.75	497,931,819.85	9.8%	4,566,693,246.15
7014	BASIC RESEARCH	-	-	-	15,026,000.00	-	- 15,026,000.00
70141	BASIC RESEARCH	-	-	-	15,026,000.00	-	- 15,026,000.00
7015	R&D GENERAL PUBLIC SERVICES	-	-	-	17,468,000.00	-	- 17,468,000.00
70151	R&D GENERAL PUBLIC SERVICES	-	-	-	17,468,000.00	-	- 17,468,000.00
7016	GENERAL PUBLIC SERVICES N.E.C.	1,111,400,000.00	1,111,400,000.00	-	-	0.0%	1,111,400,000.00
70161	GENERAL PUBLIC SERVICES N.E.C.	1,111,400,000.00	1,111,400,000.00	-	-	0.0%	1,111,400,000.00
7017	PUBLIC DEBT TRANSACTIONS	2,400,000.00	2,400,000.00	-	-	0.0%	2,400,000.00
70171	PUBLIC DEBT TRANSACTIONS	2,400,000.00	2,400,000.00	-	-	0.0%	2,400,000.00
703	PUBLIC ORDER AND SAFETY	1,978,983,000.00	2,978,983,000.00	1,208,177,624.43	4,171,280,176.19	140.0%	- 1,192,297,176.19
7032	FIRE PROTECTION SERVICES	44,918,000.00	44,918,000.00	-	-	0.0%	44,918,000.00
70321	FIRE PROTECTION SERVICES	44,918,000.00	44,918,000.00	-	-	0.0%	44,918,000.00
7033	LAW COURTS	1,916,065,000.00	2,916,065,000.00	1,208,177,624.43	4,171,280,176.19	143.0%	- 1,255,215,176.19
70331	LAW COURTS	1,916,065,000.00	2,916,065,000.00	1,208,177,624.43	4,171,280,176.19	143.0%	- 1,255,215,176.19
7036	PUBLIC ORDER AND SAFETY N.E.C.	18,000,000.00	18,000,000.00	-	-	0.0%	18,000,000.00
70361	PUBLIC ORDER AND SAFETY N.E.C.	18,000,000.00	18,000,000.00	-	-	0.0%	18,000,000.00
704	ECONOMIC AFFAIRS	1,772,545,000.00	4,802,545,000.00	694,427,725.40	1,777,680,012.82	37.0%	3,024,864,987.18
7041	GENERAL ECONOMIC, COMMERCIAL, AND LABOUR AFFAIRS	47,000,000.00	3,077,000,000.00	285,076,367.55	434,734,501.55	14.1%	2,642,265,498.45
70411	GENERAL ECONOMIC AND COMMERCIAL AFFAIRS	47,000,000.00	3,077,000,000.00	285,076,367.55	429,148,501.55	13.9%	2,647,851,498.45
70412	GENERAL LABOUR AFFAIRS	-	-	-	5,586,000.00	-	- 5,586,000.00
7042	AGRICULTURE, FORESTRY, FISHING, AND HUNTING	82,400,000.00	82,400,000.00	-	3,689,000.00	4.5%	78,711,000.00
70421	AGRICULTURE	82,400,000.00	82,400,000.00	-	3,689,000.00	4.5%	78,711,000.00
7043	FUEL AND ENERGY	898,250,000.00	898,250,000.00	26,897,000.00	385,286,020.48	42.9%	512,963,979.52
70432	PETROLEUM AND NATURAL GAS	-	-	26,897,000.00	137,119,000.00	-	- 137,119,000.00
70435	ELECTRICITY	-	-	-	231,167,020.48	-	- 231,167,020.48
70436	NON ELECTRIC ENERGY	898,250,000.00	898,250,000.00	-	17,000,000.00	1.9%	881,250,000.00
7044	MINING, MANUFACTURING, AND CONSTRUCTION	36,400,000.00	36,400,000.00	18,049,214.06	108,055,404.56	296.9%	- 71,655,404.56
70443	CONSTRUCTION	36,400,000.00	36,400,000.00	18,049,214.06	108,055,404.56	296.9%	- 71,655,404.56

7045	TRANSPORT	121,600,000.00	121,600,000.00	51,859,362.50	121,191,714.94	99.7%	408,285.06
70451	ROAD TRANSPORT	121,600,000.00	121,600,000.00	51,859,362.50	121,191,714.94	99.7%	408,285.06
7046	COMMUNICATION	-	-	129,898,275.00	308,054,800.00	-	308,054,800.00
70461	COMMUNICATION	-	-	129,898,275.00	308,054,800.00	-	308,054,800.00
7047	OTHER INDUSTRIES	37,975,000.00	37,975,000.00	15,510,759.00	43,460,759.00	114.4%	5,485,759.00
70471	DISTRIBUTIVE TRADE, STORAGE AND WAREHOUSING	-	-	15,510,759.00	15,510,759.00	-	15,510,759.00
70473	TOURISM	37,975,000.00	37,975,000.00	-	27,950,000.00	73.6%	10,025,000.00
7048	R & D ECONOMIC AFFAIRS	449,220,000.00	449,220,000.00	167,136,747.29	282,707,812.29	62.9%	166,512,187.71
70483	FUEL AND ENERGY	-	-	167,136,747.29	274,704,812.29	-	274,704,812.29
70484	R & D MINING, MANUFACTURING AND CONSTRUCTION	415,600,000.00	415,600,000.00	-	-	0.0%	415,600,000.00
70487	R & D OTHER INDUSTRIES	33,620,000.00	33,620,000.00	-	8,003,000.00	23.8%	25,617,000.00
7049	ECONOMIC AFFAIRS N.E.C	99,700,000.00	99,700,000.00	-	90,500,000.00	90.8%	9,200,000.00
70491	ECONOMIC AFFAIRS N.E.C.	99,700,000.00	99,700,000.00	-	90,500,000.00	90.8%	9,200,000.00
705	ENVIRONMENTAL PROTECTION	617,700,000.00	617,700,000.00	806,250.00	69,186,016.00	11.2%	548,513,984.00
7051	WASTE MANAGEMENT	271,600,000.00	271,600,000.00	-	11,618,152.00	4.3%	259,981,848.00
70511	WASTE MANAGEMENT	271,600,000.00	271,600,000.00	-	11,618,152.00	4.3%	259,981,848.00
7056	ENVIRONMENTAL PROTECTION N.E.C.	346,100,000.00	346,100,000.00	806,250.00	57,567,864.00	16.6%	288,532,136.00
70561	ENVIRONMENTAL PROTECTION N.E.C.	346,100,000.00	346,100,000.00	806,250.00	57,567,864.00	16.6%	288,532,136.00
706	HOUSING AND COMMUNITY AMMENITIES	806,249,576.00	806,249,576.00	26,825,425.00	63,560,925.00	7.9%	742,688,651.00
7061	HOUSING DEVELOPMENT	64,312,136.00	64,312,136.00	13,971,375.00	18,251,375.00	28.4%	46,060,761.00
70611	HOUSING DEVELOPMENT	64,312,136.00	64,312,136.00	13,971,375.00	18,251,375.00	28.4%	46,060,761.00
7062	COMMUNITY DEVELOPMENT	660,387,500.00	660,387,500.00	12,854,050.00	35,396,050.00	5.4%	624,991,450.00
70621	COMMUNITY DEVELOPMENT	660,387,500.00	660,387,500.00	12,854,050.00	35,396,050.00	5.4%	624,991,450.00
7063	WATER SUPPLY	81,549,940.00	81,549,940.00	-	997,500.00	1.2%	80,552,440.00
70631	WATER SUPPLY	81,549,940.00	81,549,940.00	-	997,500.00	1.2%	80,552,440.00
7066	HOUSING AND COMMUNITY AMENITIES N.E.C.	-	-	-	8,916,000.00	-	8,916,000.00
70661	HOUSING AND COMMUNITY AMENITIES N.E.C.	-	-	-	8,916,000.00	-	8,916,000.00
707	HEALTH	405,000,000.00	405,000,000.00	309,450,797.25	615,412,117.25	152.0%	210,412,117.25
7072	OUTPATIENT SERVICES	-	-	113,033,000.00	298,855,920.00	-	298,855,920.00
70721	GENERAL MEDICAL SERVICES	-	-	113,033,000.00	298,855,920.00	-	298,855,920.00
7073	HOSPITAL SERVICES	-	-	196,417,797.25	290,964,097.25	-	290,964,097.25
70731	GENERAL HOSPITAL SERVICES	-	-	196,417,797.25	290,964,097.25	-	290,964,097.25
7074	PUBLIC HEALTH SERVICES	176,000,000.00	176,000,000.00	-	150,000.00	0.1%	175,850,000.00
70741	PUBLIC HEALTH SERVICES	176,000,000.00	176,000,000.00	-	150,000.00	0.1%	175,850,000.00
7076	HEALTH N.E.C.	229,000,000.00	229,000,000.00	-	25,442,100.00	11.1%	203,557,900.00
70761	HEALTH N.E.C.	229,000,000.00	229,000,000.00	-	25,442,100.00	11.1%	203,557,900.00
708	RECREATION, CULTURE AND RELIGION	4,942,300,000.00	4,942,300,000.00	754,254,161.56	2,958,045,529.56	59.9%	1,984,254,470.44
7081	RECREATIONAL AND SPORTING SERVICES	4,211,000,000.00	4,211,000,000.00	740,771,161.56	2,059,017,834.56	48.9%	2,151,982,165.44
70811	RECREATIONAL AND SPORTING SERVICES	4,211,000,000.00	4,211,000,000.00	740,771,161.56	2,059,017,834.56	48.9%	2,151,982,165.44
7082	CULTURAL SERVICES	84,800,000.00	84,800,000.00	-	16,012,525.00	18.9%	68,787,475.00
70821	CULTURAL SERVICES	84,800,000.00	84,800,000.00	-	16,012,525.00	18.9%	68,787,475.00
7083	BROADCASTING AND PUBLISHING SERVICES	643,800,000.00	643,800,000.00	-	869,532,170.00	135.1%	225,732,170.00
70831	BROADCASTING AND PUBLISHING SERVICES	643,800,000.00	643,800,000.00	-	869,532,170.00	135.1%	225,732,170.00
7084	RELIGIOUS AND OTHER COMMUNITY SERVICES	2,700,000.00	2,700,000.00	-	-	0.0%	2,700,000.00
70841	RELIGIOUS AND OTHER COMMUNITY SERVICES	2,700,000.00	2,700,000.00	-	-	0.0%	2,700,000.00
7086	RECREATION, CULTURE AND RELIGION N.E.C.	-	-	13,483,000.00	13,483,000.00	-	13,483,000.00
70861	RECREATION, CULTURE AND RELIGION N.E.C.	-	-	13,483,000.00	13,483,000.00	-	13,483,000.00

709	EDUCATION	3,811,886,425.00	3,811,886,425.00	478,930,215.00	2,610,916,625.68	68.5%	1,200,969,799.32
7091	PRE-PRIMARY AND PRIMARY EDUCATION	121,550,000.00	121,550,000.00	-	407,395.38	0.3%	121,142,604.62
70912	PRIMARY EDUCATION	121,550,000.00	121,550,000.00	-	407,395.38	0.3%	121,142,604.62
7092	SECONDARY EDUCATION	766,800,000.00	766,800,000.00	-	2,037,744,127.68	265.7%	- 1,270,944,127.68
70921	LOWER SECONDARY EDUCATION	-	-	-	52,850,000.00		- 52,850,000.00
70922	UPPER-SECONDARY EDUCATION	766,800,000.00	766,800,000.00	-	1,984,894,127.68	258.9%	- 1,218,094,127.68
7093	POSTSECONDARY NONTERTIARY EDUCATION	44,700,000.00	44,700,000.00	-	16,235,604.62	36.3%	28,464,395.38
70931	POST-SECONDARY NON-TERTIARY EDUCATION	44,700,000.00	44,700,000.00	-	16,235,604.62	36.3%	28,464,395.38
7094	TERTIARY EDUCATION	422,000,000.00	422,000,000.00	205,836,000.00	225,699,133.00	53.5%	196,300,867.00
70941	FIRST STAGE OF TERTIARY EDUCATION	-	-	-	18,601,133.00		- 18,601,133.00
70942	SECOND STAGE OF TERTIARY EDUCATION	422,000,000.00	422,000,000.00	205,836,000.00	207,098,000.00	49.1%	214,902,000.00
7095	EDUCATION NOT DEFINABLE BY LEVEL	93,745,000.00	93,745,000.00	273,094,215.00	273,094,215.00	291.3%	- 179,349,215.00
70951	EDUCATION NOT DEFINABLE BY LEVEL	93,745,000.00	93,745,000.00	273,094,215.00	273,094,215.00	291.3%	- 179,349,215.00
7096	SUBSIDIARY SERVICES TO EDUCATION	-	-	-	2,000,000.00		- 2,000,000.00
70961	SUBSIDIARY SERVICES TO EDUCATION	-	-	-	2,000,000.00		- 2,000,000.00
7097	R & D EDUCATION	5,400,000.00	5,400,000.00	-	-	0.0%	5,400,000.00
70971	R & D EDUCATION	5,400,000.00	5,400,000.00	-	-	0.0%	5,400,000.00
7098	EDUCATION N.E.C.	2,357,691,425.00	2,357,691,425.00	-	55,736,150.00	2.4%	2,301,955,275.00
70981	EDUCATION N.E.C	2,357,691,425.00	2,357,691,425.00	-	55,736,150.00	2.4%	2,301,955,275.00
710	SOCIAL PROTECTION	3,015,600,000.00	3,015,600,000.00	15,295,500.00	456,596,226.97	15.1%	2,559,003,773.03
7102	OLD AGE	57,900,000.00	57,900,000.00	-	384,634,726.97	664.3%	- 326,734,726.97
71021	OLD AGE	57,900,000.00	57,900,000.00	-	384,634,726.97	664.3%	- 326,734,726.97
7104	FAMILY AND CHILDREN	2,583,000,000.00	2,583,000,000.00	-	56,666,000.00	2.2%	2,526,334,000.00
71041	FAMILY AND CHILDREN	2,583,000,000.00	2,583,000,000.00	-	56,666,000.00	2.2%	2,526,334,000.00
7105	UNEMPLOYMENT	170,000,000.00	170,000,000.00	-	-	0.0%	170,000,000.00
71051	UNEMPLOYMENT	170,000,000.00	170,000,000.00	-	-	0.0%	170,000,000.00
7109	SOCIAL PROTECTION N.E.C.	204,700,000.00	204,700,000.00	15,295,500.00	15,295,500.00	7.5%	189,404,500.00
71091	SOCIAL PROTECTION N.E.C.	204,700,000.00	204,700,000.00	15,295,500.00	15,295,500.00	7.5%	189,404,500.00

Table 13: Capital Expenditure by Function

Delta State Government Budget Performance Report 2023 Q4 - Capital Expenditure by Functional Classification

Code	Function	2023 Original Budget	2023 Final Budget	2023 Q4 Performance	2023 Performance Year to Date (Q1-Q4)	% Performance Year to Date against 2023 Final Budget	Balance (against Final Budget)
	Total Capital Expenditure	336,128,570,890.10	521,836,731,728.84	118,009,990,512.22	392,408,414,930.69	75.2%	129,428,316,798.15
701	GENERAL PUBLIC SERVICES	32,584,226,634.00	105,110,155,059.00	12,908,410,626.10	65,490,825,895.72	62.3%	39,619,329,163.28
7011	EXECUTIVE AND LEGISLATIVE ORGANS, FINANCIALAI	18,351,857,415.00	89,677,785,840.00	5,401,646,691.75	57,494,571,879.37	64.1%	32,183,213,960.63
70111	EXECUTIVE AND LEGISLATIVE ORGANS	10,324,758,248.00	36,346,636,264.00	3,746,383,331.83	24,286,672,411.65	66.8%	12,059,963,852.35
70112	FINANCIAL AND FISCAL AFFAIRS	8,027,099,167.00	53,331,149,576.00	1,655,263,359.92	33,207,899,467.72	62.3%	20,123,250,108.28
7012	FOREIGN ECONOMIC AID	-	-	4,114,276,130.36	4,114,276,130.36		- 4,114,276,130.36
70121	ECONOMIC AID TO DEVELOPING COUNTRIES AND COUNTRI	-	-	4,114,276,130.36	4,114,276,130.36		- 4,114,276,130.36
7013	GENERAL SERVICES	14,154,909,377.00	15,354,909,377.00	3,392,487,803.99	3,861,977,885.99	25.2%	11,492,931,491.01
70131	GENERAL PERSONNEL SERVICES	1,130,904,877.00	1,130,904,877.00	30,922,600.00	38,490,600.00	3.4%	1,092,414,277.00
70132	OVERALL PLANNING AND STATISTICAL SERVICES	10,541,000,000.00	10,541,000,000.00	3,140,207,432.05	3,526,220,514.05	33.5%	7,014,779,485.95
70133	OTHER GENERAL SERVICES	2,483,004,500.00	3,683,004,500.00	221,357,771.94	297,266,771.94	8.1%	3,385,737,728.06
7014	BASIC RESEARCH	-	-	-	20,000,000.00		- 20,000,000.00
70141	BASIC RESEARCH	-	-	-	20,000,000.00		- 20,000,000.00
7016	GENERAL PUBLIC SERVICES N.E.C.	77,459,842.00	77,459,842.00	-	-	0.0%	77,459,842.00
70161	GENERAL PUBLIC SERVICES N.E.C.	77,459,842.00	77,459,842.00	-	-	0.0%	77,459,842.00
703	PUBLIC ORDER AND SAFETY	11,883,377,476.77	13,383,377,476.77	422,434,633.03	1,853,920,325.96	13.9%	11,529,457,150.81
7033	LAW COURTS	11,838,377,476.77	13,338,377,476.77	422,434,633.03	1,853,920,325.96	13.9%	11,484,457,150.81
70331	LAW COURTS	11,838,377,476.77	13,338,377,476.77	422,434,633.03	1,853,920,325.96	13.9%	11,484,457,150.81
7036	PUBLIC ORDER AND SAFETY N.E.C.	45,000,000.00	45,000,000.00	-	-	0.0%	45,000,000.00
70361	PUBLIC ORDER AND SAFETY N.E.C.	45,000,000.00	45,000,000.00	-	-	0.0%	45,000,000.00
704	ECONOMIC AFFAIRS	187,948,475,272.52	272,572,982,922.52	88,116,825,612.22	234,560,854,802.31	86.1%	38,012,128,120.21
7041	GENERAL ECONOMIC, COMMERCIAL, AND LABOUR AF	48,084,000,000.00	50,834,000,000.00	25,075,127,204.51	28,252,721,558.09	55.6%	22,581,278,441.91
70411	GENERAL ECONOMIC AND COMMERCIALAFFAIRS	48,084,000,000.00	50,834,000,000.00	25,075,127,204.51	28,252,721,558.09	55.6%	22,581,278,441.91
7042	AGRICULTURE, FORESTRY, FISHING, AND HUNTING	2,049,462,663.00	13,989,918,635.00	26,085,994.36	203,174,943.80	1.5%	13,786,743,691.20
70421	AGRICULTURE	2,049,462,663.00	13,989,918,635.00	26,085,994.36	203,174,943.80	1.5%	13,786,743,691.20
7043	FUEL AND ENERGY	5,077,758,624.69	5,077,758,624.69	3,993,478,990.34	11,771,043,711.94	231.8%	- 6,693,285,087.25
70432	PETROLUEM AND NATURAL GAS	-	-	2,309,000.00	3,969,000.00		- 3,969,000.00
70435	ELECTRICITY	-	-	3,991,169,990.34	11,534,074,711.94		- 11,534,074,711.94
70436	NON ELECTRIC ENERGY	5,077,758,624.69	5,077,758,624.69	-	233,000,000.00	4.6%	4,844,758,624.69
7044	MINING, MANUFACTURING, AND CONSTRUCTION	-	53,934,051,678.00	58,531,210,370.97	192,821,809,398.44		- 138,887,757,720.44
70443	CONSTRUCTION	-	53,934,051,678.00	58,531,210,370.97	192,821,809,398.44		- 138,887,757,720.44
7045	TRANSPORT	121,584,253,984.50	137,584,253,984.50	408,478,898.90	1,404,881,326.80	1.0%	136,179,372,657.70
70451	ROAD TRANSPORT	121,584,253,984.50	137,584,253,984.50	-	996,402,427.90	0.7%	136,587,851,556.60

70452	WATER TRANSPORT	-	-	408,478,898.90	408,478,898.90	-	408,478,898.90
7047	OTHER INDUSTRIES	117,000,000.00	117,000,000.00	-	24,779,710.10	21.2%	92,220,289.90
70473	TOURISM	20,000,000.00	20,000,000.00	-	24,779,710.10	123.9%	4,779,710.10
70474	MULTIPURPOSE DEVELOPMENT PROJECTS	97,000,000.00	97,000,000.00	-	-	0.0%	97,000,000.00
7048	R & D ECONOMIC AFFAIRS	1,851,500,000.33	1,851,500,000.33	82,444,153.14	82,444,153.14	4.5%	1,769,055,847.19
70481	R & D GENERAL ECONOMIC, COMMERCIAL AND LABOUR AF	-	-	82,444,153.14	82,444,153.14	-	82,444,153.14
70484	R & D MINING, MANUFACTURING AND CONSTRUCTION	523,000,000.33	523,000,000.33	-	-	0.0%	523,000,000.33
70487	R & D OTHER INDUSTRIES	1,328,500,000.00	1,328,500,000.00	-	-	0.0%	1,328,500,000.00
7049	ECONOMIC AFFAIRS N.E.C	9,184,500,000.00	9,184,500,000.00	-	-	0.0%	9,184,500,000.00
70491	ECONOMIC AFFAIRS N.E.C.	9,184,500,000.00	9,184,500,000.00	-	-	0.0%	9,184,500,000.00
705	ENVIRONMENTAL PROTECTION	1,300,000,000.00	1,300,000,000.00	113,962,518.89	6,212,471,569.00	477.9%	- 4,912,471,569.00
7051	WASTE MANAGEMENT	200,000,000.00	200,000,000.00	-	2,409,498,296.18	1204.7%	- 2,209,498,296.18
70511	WASTE MANAGEMENT	200,000,000.00	200,000,000.00	-	2,409,498,296.18	1204.7%	- 2,209,498,296.18
7052	WASTE WATER MANAGEMENT	-	-	-	101,085,050.00	-	- 101,085,050.00
70521	WASTE WATER MANAGEMENT	-	-	-	101,085,050.00	-	- 101,085,050.00
7054	PROTECTION OF BIODIVERSITYAND LANDSCAPE	-	-	1,656,000.00	202,678,325.00	-	- 202,678,325.00
70541	PROTECTION OF BIODIVERSITY AND LANDSCAPE	-	-	1,656,000.00	202,678,325.00	-	- 202,678,325.00
7055	R&D ENVIRONMENTAL PROTECTION	-	-	109,334,418.89	109,334,418.89	-	- 109,334,418.89
70551	R & D ENVIRONMENTAL PROTECTION	-	-	109,334,418.89	109,334,418.89	-	- 109,334,418.89
7056	ENVIRONMENTAL PROTECTION N.E.C.	1,100,000,000.00	1,100,000,000.00	2,972,100.00	3,389,875,478.93	308.2%	- 2,289,875,478.93
70561	ENVIRONMENTAL PROTECTION N.E.C.	1,100,000,000.00	1,100,000,000.00	2,972,100.00	3,389,875,478.93	308.2%	- 2,289,875,478.93
706	HOUSING AND COMMUNITY AMMENITIES	35,397,872,536.81	41,553,718,172.81	5,090,556,869.60	24,123,775,758.12	58.1%	17,429,942,414.69
7061	HOUSING DEVELOPMENT	9,416,700,699.00	14,572,546,335.00	2,877,329,280.86	10,966,592,417.62	75.3%	3,605,953,917.38
70611	HOUSING DEVELOPMENT	9,416,700,699.00	14,572,546,335.00	2,877,329,280.86	10,966,592,417.62	75.3%	3,605,953,917.38
7062	COMMUNITY DEVELOPMENT	17,382,536,216.00	17,382,536,216.00	2,068,176,212.23	11,972,507,617.27	68.9%	5,410,028,598.73
70621	COMMUNITY DEVELOPMENT	17,382,536,216.00	17,382,536,216.00	2,068,176,212.23	11,972,507,617.27	68.9%	5,410,028,598.73
7063	WATER SUPPLY	2,905,469,380.00	2,905,469,380.00	123,035,116.51	1,162,659,463.23	40.0%	1,742,809,916.77
70631	WATER SUPPLY	2,905,469,380.00	2,905,469,380.00	123,035,116.51	1,162,659,463.23	40.0%	1,742,809,916.77
7066	HOUSING AND COMMUNITY AMENITIES N.E.C.	5,693,166,241.81	6,693,166,241.81	22,016,260.00	22,016,260.00	0.3%	6,671,149,981.81
70661	HOUSING AND COMMUNITY AMENITIES N.E.C.	5,693,166,241.81	6,693,166,241.81	22,016,260.00	22,016,260.00	0.3%	6,671,149,981.81
707	HEALTH	13,919,000,000.00	27,479,373,574.74	4,138,725,774.11	17,416,976,452.61	63.4%	10,062,397,122.13
7072	OUTPATIENT SERVICES	-	-	217,584,423.36	1,083,780,676.45	-	- 1,083,780,676.45
70721	GENERAL MEDICAL SERVICES	-	-	217,584,423.36	1,083,780,676.45	-	- 1,083,780,676.45

7073	HOSPITAL SERVICES	720,000,000.00	2,000,000,000.00	-	9,544,056,781.27	477.2%	- 7,544,056,781.27
70731	GENERAL HOSPITAL SERVICES	720,000,000.00	2,000,000,000.00	-	9,544,056,781.27	477.2%	- 7,544,056,781.27
7074	PUBLIC HEALTH SERVICES	240,000,000.00	240,000,000.00	3,921,141,350.75	3,922,420,163.86	1634.3%	- 3,682,420,163.86
70741	PUBLIC HEALTH SERVICES	240,000,000.00	240,000,000.00	3,921,141,350.75	3,922,420,163.86	1634.3%	- 3,682,420,163.86
7076	HEALTH N.E.C.	12,959,000,000.00	25,239,373,574.74	-	2,866,718,831.03	11.4%	22,372,654,743.71
70761	HEALTH N.E.C.	12,959,000,000.00	25,239,373,574.74	-	2,866,718,831.03	11.4%	22,372,654,743.71
708	RECREATION, CULTURE AND RELIGION	5,719,699,287.00	5,719,699,287.00	991,819,111.32	4,614,868,137.38	80.7%	1,104,831,149.62
7081	RECREATIONAL AND SPORTING SERVICES	1,705,598,627.00	1,705,598,627.00	864,320,373.32	3,413,243,094.82	200.1%	- 1,707,644,467.82
70811	RECREATIONAL AND SPORTING SERVICES	1,705,598,627.00	1,705,598,627.00	864,320,373.32	3,413,243,094.82	200.1%	- 1,707,644,467.82
7082	CULTURAL SERVICES	2,689,100,660.00	2,689,100,660.00	-	1,074,126,304.56	39.9%	1,614,974,355.44
70821	CULTURAL SERVICES	2,689,100,660.00	2,689,100,660.00	-	1,074,126,304.56	39.9%	1,614,974,355.44
7083	BROADCASTING AND PUBLISHING SERVICES	1,325,000,000.00	1,325,000,000.00	-	-	0.0%	1,325,000,000.00
70831	BROADCASTING AND PUBLISHING SERVICES	1,325,000,000.00	1,325,000,000.00	-	-	0.0%	1,325,000,000.00
7086	RECREATION, CULTURE AND RELIGION N.E.C.	-	-	127,498,738.00	127,498,738.00	-	- 127,498,738.00
70861	RECREATION, CULTURE AND RELIGION N.E.C.	-	-	127,498,738.00	127,498,738.00	-	- 127,498,738.00
709	EDUCATION	44,840,999,999.00	44,840,999,999.00	6,192,136,107.45	37,646,333,180.27	84.0%	7,194,666,818.73
7091	PRE-PRIMARY AND PRIMARY EDUCATION	1,300,000,000.00	1,300,000,000.00	571,758,744.32	3,264,399,761.17	251.1%	- 1,964,399,761.17
70912	PRIMARY EDUCATION	1,300,000,000.00	1,300,000,000.00	571,758,744.32	3,264,399,761.17	251.1%	- 1,964,399,761.17
7092	SECONDARY EDUCATION	8,099,999,999.00	8,099,999,999.00	3,348,897,528.22	24,753,243,432.93	305.6%	- 16,653,243,433.93
70921	LOWER SECONDARY EDUCATION	-	-	476,045,207.13	1,101,338,137.23	-	- 1,101,338,137.23
70922	UPPER-SECONDARY EDUCATION	8,099,999,999.00	8,099,999,999.00	2,872,852,321.09	23,651,905,295.70	292.0%	- 15,551,905,296.70
7093	POSTSECONDARY NONTERTIARY EDUCATION	-	-	-	2,292,438,240.59	-	- 2,292,438,240.59
70931	POST-SECONDARY NON-TERTIARY EDUCATION	-	-	-	2,292,438,240.59	-	- 2,292,438,240.59
7094	TERTIARY EDUCATION	-	-	2,271,479,834.91	7,333,851,745.58	-	- 7,333,851,745.58
70941	FIRST STAGE OF TERTIARY EDUCATION	-	-	760,096,985.41	4,804,519,879.66	-	- 4,804,519,879.66
70942	SECOND STAGE OF TERTIARY EDUCATION	-	-	1,511,382,849.50	2,529,331,865.92	-	- 2,529,331,865.92
7095	EDUCATION NOT DEFINABLE BY LEVEL	32,000,000.00	32,000,000.00	-	-	0.0%	32,000,000.00
70951	EDUCATION NOT DEFINABLE BY LEVEL	32,000,000.00	32,000,000.00	-	-	0.0%	32,000,000.00
7098	EDUCATION N.E.C.	35,409,000,000.00	35,409,000,000.00	-	2,400,000.00	0.0%	35,406,600,000.00
70981	EDUCATION N.E.C	35,409,000,000.00	35,409,000,000.00	-	2,400,000.00	0.0%	35,406,600,000.00
710	SOCIAL PROTECTION	2,534,919,684.00	9,876,425,237.00	35,119,259.50	488,388,809.32	4.9%	9,388,036,427.68
7102	OLD AGE	94,919,684.00	94,919,684.00	-	3,245,625.00	3.4%	91,674,059.00
71021	OLD AGE	94,919,684.00	94,919,684.00	-	3,245,625.00	3.4%	91,674,059.00
7104	FAMILY AND CHILDREN	1,230,000,000.00	1,230,000,000.00	35,119,259.50	485,143,184.32	39.4%	744,856,815.68
71041	FAMILY AND CHILDREN	1,230,000,000.00	1,230,000,000.00	35,119,259.50	485,143,184.32	39.4%	744,856,815.68
7105	UNEMPLOYMENT	1,010,000,000.00	1,010,000,000.00	-	-	0.0%	1,010,000,000.00
71051	UNEMPLOYMENT	1,010,000,000.00	1,010,000,000.00	-	-	0.0%	1,010,000,000.00
7109	SOCIAL PROTECTION N.E.C.	200,000,000.00	7,541,505,553.00	-	-	0.0%	7,541,505,553.00
71091	SOCIAL PROTECTION N.E.C.	200,000,000.00	7,541,505,553.00	-	-	0.0%	7,541,505,553.00

Table 14: Other Expenditure by Function

Delta State Government Budget Performance Report 2023 Q4 - Other Expenditure by Functional Classification

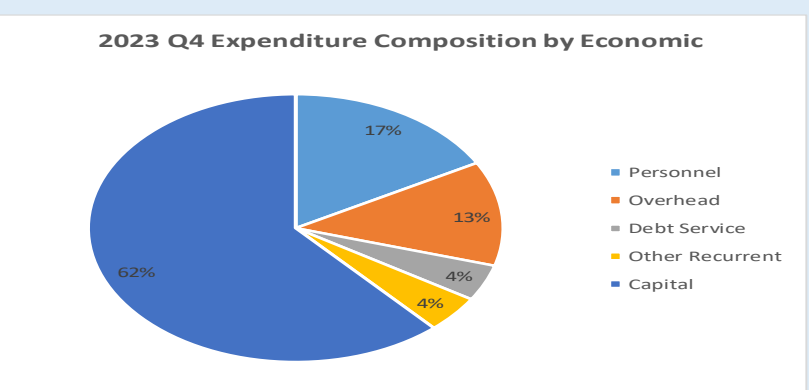
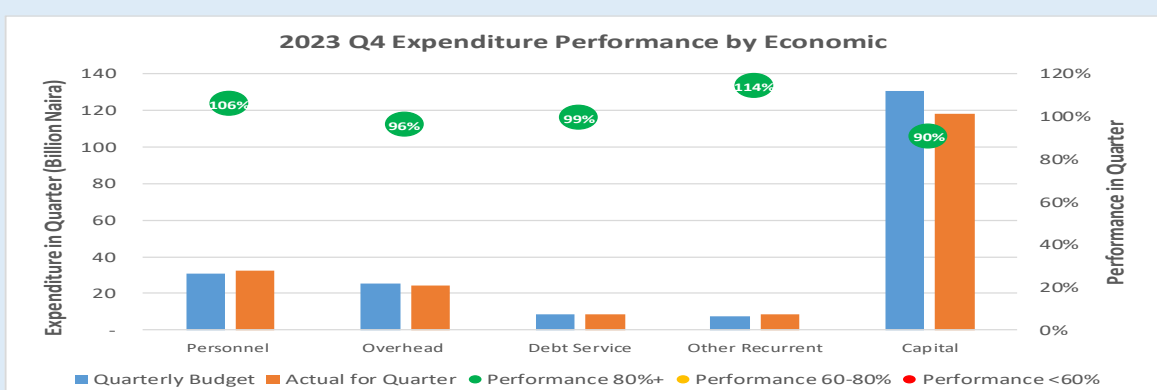
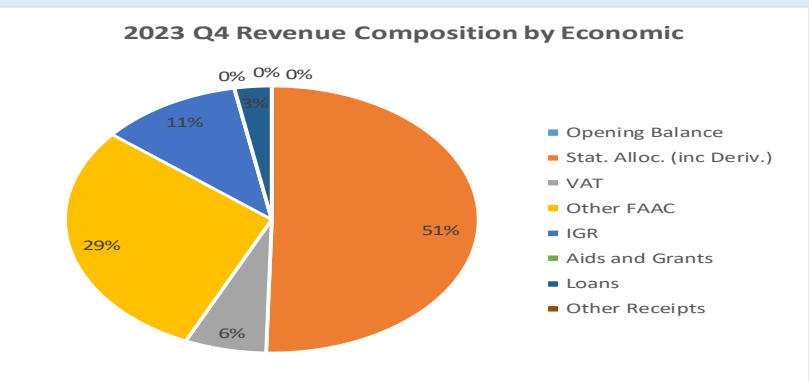
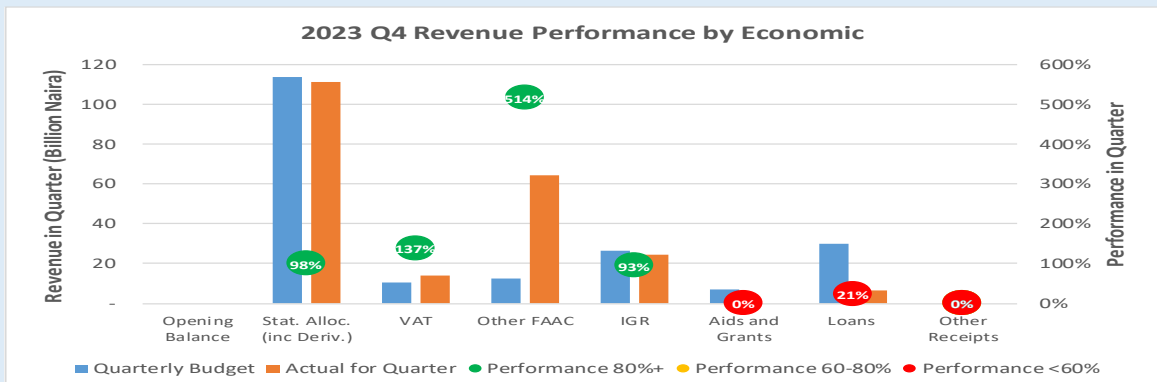
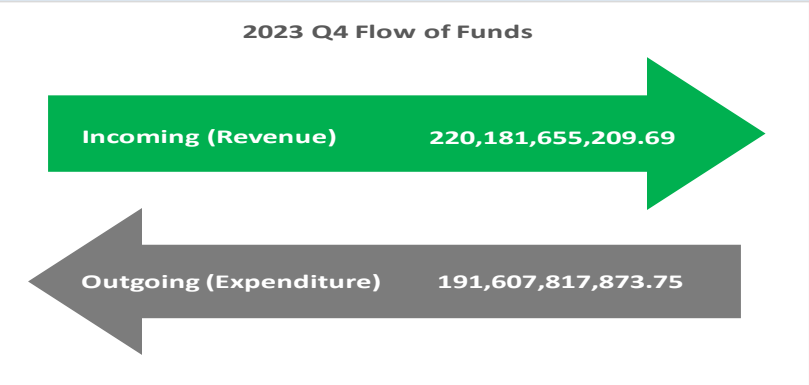
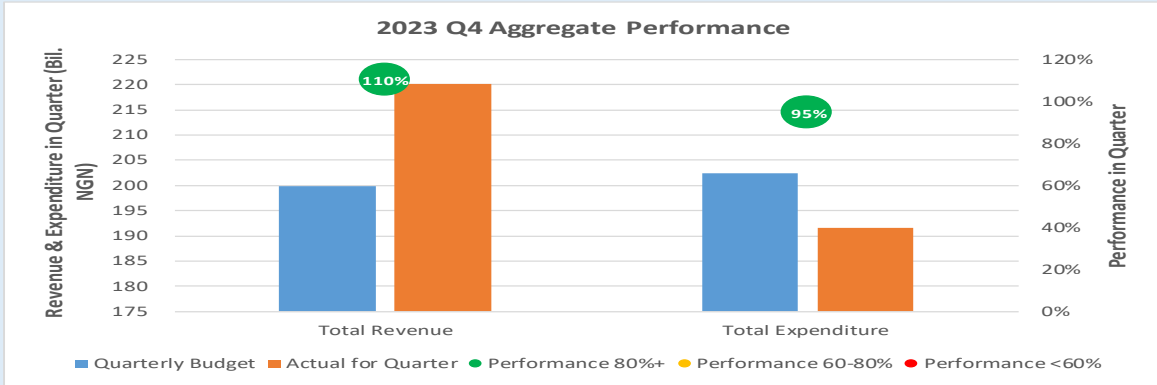
Code	Function	2023 Original Budget	2023 Final Budget	2023 Q4 Performance	2023 Performance Year to Date (Q1-Q4)	% Performance Year to Date against 2023 Final Budget	Balance (against Final Budget)
	Total Other Expenditure	58,646,055,850.50	64,066,753,600.50	16,979,515,197.62	127,823,564,634.65	199.5%	- 63,756,811,034.15
701	GENERAL PUBLIC SERVICES	51,736,024,306.00	54,656,722,056.00	16,518,739,697.83	111,706,780,119.64	204.4%	- 57,050,058,063.64
7011	EXECUTIVE AND LEGISLATIVE ORGANS, FINANCIAL	13,160,956,322.00	16,081,654,072.00	16,503,739,697.83	95,638,519,847.13	594.7%	- 79,556,865,775.13
70111	EXECUTIVE AND LEGISLATIVE ORGANS	2,247,951,900.00	5,168,649,650.00	3,795,013,666.62	15,248,910,441.07	295.0%	- 10,080,260,791.07
70112	FINANCIAL AND FISCAL AFFAIRS	10,913,004,422.00	10,913,004,422.00	12,708,726,031.21	80,389,609,406.06	736.6%	- 69,476,604,984.06
7013	GENERAL SERVICES	407,399,850.00	407,399,850.00	15,000,000.00	347,889,150.00	85.4%	59,510,700.00
70131	GENERAL PERSONNEL SERVICES	41,000,000.00	41,000,000.00	-	227,553,750.00	555.0%	- 186,553,750.00
70132	OVERALL PLANNING AND STATISTICAL SERVICES	60,800,000.00	60,800,000.00	-	-	0.0%	60,800,000.00
70133	OTHER GENERAL SERVICES	305,599,850.00	305,599,850.00	15,000,000.00	120,335,400.00	39.4%	185,264,450.00
7014	BASIC RESEARCH	-	-	-	7,100,000.00	-	- 7,100,000.00
70141	BASIC RESEARCH	-	-	-	7,100,000.00	-	- 7,100,000.00
7015	R&D GENERAL PUBLIC SERVICES	-	-	-	3,000,000.00	-	- 3,000,000.00
70151	R&D GENERAL PUBLIC SERVICES	-	-	-	3,000,000.00	-	- 3,000,000.00
7016	GENERAL PUBLIC SERVICES N.E.C.	104,680,000.00	104,680,000.00	-	514,088,000.00	491.1%	- 409,408,000.00
70161	GENERAL PUBLIC SERVICES N.E.C.	104,680,000.00	104,680,000.00	-	514,088,000.00	491.1%	- 409,408,000.00
7017	PUBLIC DEBT TRANSACTIONS	33,955,182,250.00	33,955,182,250.00	-	15,196,183,122.51	44.8%	18,758,999,127.49
70171	PUBLIC DEBT TRANSACTIONS	33,955,182,250.00	33,955,182,250.00	-	15,196,183,122.51	44.8%	18,758,999,127.49
7018	TRANSFERS OF A GENERAL CHARACTER BETWEEN DIFFERENT	4,107,805,884.00	4,107,805,884.00	-	-	0.0%	4,107,805,884.00
70181	TRANSFERS OF A GENERAL CHARACTER BETWEEN DIFFERENT	4,107,805,884.00	4,107,805,884.00	-	-	0.0%	4,107,805,884.00
703	PUBLIC ORDER AND SAFETY	389,482,000.00	389,482,000.00	218,820,000.00	765,284,080.50	196.5%	- 375,802,080.50
7032	FIRE PROTECTION SERVICES	282,000.00	282,000.00	-	-	0.0%	282,000.00
70321	FIRE PROTECTION SERVICES	282,000.00	282,000.00	-	-	0.0%	282,000.00
7033	LAW COURTS	337,200,000.00	337,200,000.00	218,820,000.00	765,284,080.50	227.0%	- 428,084,080.50
70331	LAW COURTS	337,200,000.00	337,200,000.00	218,820,000.00	765,284,080.50	227.0%	- 428,084,080.50
7036	PUBLIC ORDER AND SAFETY N.E.C.	52,000,000.00	52,000,000.00	-	-	0.0%	52,000,000.00
70361	PUBLIC ORDER AND SAFETY N.E.C.	52,000,000.00	52,000,000.00	-	-	0.0%	52,000,000.00
704	ECONOMIC AFFAIRS	3,438,997,000.00	5,938,997,000.00	-	1,271,624,007.70	21.4%	4,667,372,992.30
7041	GENERAL ECONOMIC, COMMERCIAL, AND LABOUR AFFAIRS	109,800,000.00	2,609,800,000.00	-	431,037,000.00	16.5%	2,178,763,000.00
70411	GENERAL ECONOMIC AND COMMERCIAL AFFAIRS	109,800,000.00	2,609,800,000.00	-	429,537,000.00	16.5%	2,180,263,000.00
70412	GENERAL LABOUR AFFAIRS	-	-	-	1,500,000.00	-	- 1,500,000.00
7042	AGRICULTURE, FORESTRY, FISHING, AND HUNTING	1,200,000.00	1,200,000.00	-	11,660,000.00	971.7%	- 10,460,000.00
70421	AGRICULTURE	1,200,000.00	1,200,000.00	-	11,660,000.00	971.7%	- 10,460,000.00
7043	FUEL AND ENERGY	3,021,800,000.00	3,021,800,000.00	-	431,135,345.90	14.3%	2,590,664,654.10
70432	PETROLEUM AND NATURAL GAS	-	-	-	7,425,000.00	-	- 7,425,000.00

70435	ELECTRICITY	-	-	-	138,710,345.90		-	138,710,345.90
70436	NON ELECTRIC ENERGY	3,021,800,000.00	3,021,800,000.00	-	285,000,000.00	9.4%	-	2,736,800,000.00
7044	MINING, MANUFACTURING, AND CONSTRUCTION	1,000,000.00	1,000,000.00	-	119,990,190.50	11999.0%	-	118,990,190.50
70443	CONSTRUCTION	1,000,000.00	1,000,000.00	-	119,990,190.50	11999.0%	-	118,990,190.50
7045	TRANSPORT	-	-	-	10,000,000.00		-	10,000,000.00
70451	ROAD TRANSPORT	-	-	-	10,000,000.00		-	10,000,000.00
7046	COMMUNICATION	20,000,000.00	20,000,000.00	-	39,534,889.20	197.7%	-	19,534,889.20
70461	COMMUNICATION	20,000,000.00	20,000,000.00	-	39,534,889.20	197.7%	-	19,534,889.20
7047	OTHER INDUSTRIES	154,000,000.00	154,000,000.00	-	6,567,500.00	4.3%	-	147,432,500.00
70471	DISTRIBUTIVE TRADE, STORAGE AND WAREHOUSING	-	-	-	4,200,000.00		-	4,200,000.00
70473	TOURISM	-	-	-	1,500,000.00		-	1,500,000.00
70474	MULTIPURPOSE DEVELOPMENT PROJECTS	154,000,000.00	154,000,000.00	-	867,500.00	0.6%	-	153,132,500.00
7048	R & D ECONOMIC AFFAIRS	41,197,000.00	41,197,000.00	-	207,599,082.10	503.9%	-	166,402,082.10
70483	FUEL AND ENERGY	-	-	-	104,254,582.10		-	104,254,582.10
70487	R & D OTHER INDUSTRIES	41,197,000.00	41,197,000.00	-	103,344,500.00	250.9%	-	62,147,500.00
7049	ECONOMIC AFFAIRS N.E.C	90,000,000.00	90,000,000.00	-	14,100,000.00	15.7%	-	75,900,000.00
70491	ECONOMIC AFFAIRS N.E.C.	90,000,000.00	90,000,000.00	-	14,100,000.00	15.7%	-	75,900,000.00
705	ENVIRONMENTAL PROTECTION	-	-	-	159,155,000.00		-	159,155,000.00
7051	WASTE MANAGEMENT	-	-	-	137,855,000.00		-	137,855,000.00
70511	WASTE MANAGEMENT	-	-	-	137,855,000.00		-	137,855,000.00
7055	R&D ENVIRONMENTAL PROTECTION	-	-	-	750,000.00		-	750,000.00
70551	R & D ENVIRONMENTAL PROTECTION	-	-	-	750,000.00		-	750,000.00
7056	ENVIRONMENTAL PROTECTION N.E.C.	-	-	-	20,550,000.00		-	20,550,000.00
70561	ENVIRONMENTAL PROTECTION N.E.C.	-	-	-	20,550,000.00		-	20,550,000.00
706	HOUSING AND COMMUNITY AMMENITIES	219,634,000.00	219,634,000.00	6,630,000.00	182,447,000.00	83.1%	-	37,187,000.00
7061	HOUSING DEVELOPMENT	300,000.00	300,000.00	-	4,625,000.00	1541.7%	-	4,325,000.00
70611	HOUSING DEVELOPMENT	300,000.00	300,000.00	-	4,625,000.00	1541.7%	-	4,325,000.00
7062	COMMUNITY DEVELOPMENT	166,400,000.00	166,400,000.00	6,630,000.00	30,730,000.00	18.5%	-	135,670,000.00
70621	COMMUNITY DEVELOPMENT	166,400,000.00	166,400,000.00	6,630,000.00	30,730,000.00	18.5%	-	135,670,000.00
7063	WATER SUPPLY	52,934,000.00	52,934,000.00	-	145,192,000.00	274.3%	-	92,258,000.00
70631	WATER SUPPLY	52,934,000.00	52,934,000.00	-	145,192,000.00	274.3%	-	92,258,000.00
7066	HOUSING AND COMMUNITY AMENITIES N.E.C.	-	-	-	1,900,000.00		-	1,900,000.00

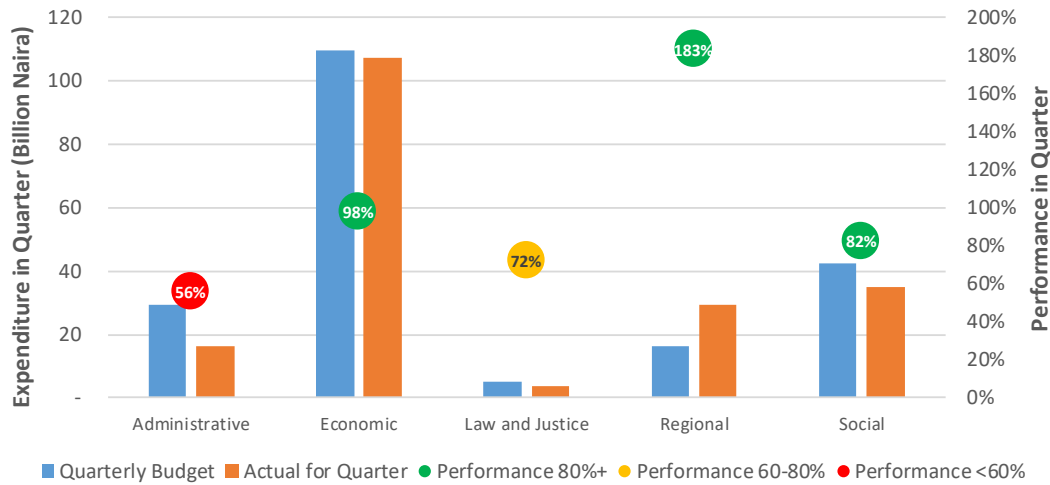
70661	HOUSING AND COMMUNITY AMENITIES N.E.C.	-	-	-	1,900,000.00	-	1,900,000.00
707	HEALTH	583,600,000.00	583,600,000.00	146,199,999.88	1,561,697,166.78	267.6%	- 978,097,166.78
7071	MEDICAL PRODUCTS, APPLIANCES, AND EQUIPMENT	-	-	-	305,838,183.43	-	- 305,838,183.43
70711	PHARMACEUTICAL PRODUCTS	-	-	-	305,838,183.43	-	- 305,838,183.43
7072	OUTPATIENT SERVICES	-	-	146,199,999.88	295,447,976.70	-	- 295,447,976.70
70721	GENERAL MEDICAL SERVICES	-	-	146,199,999.88	295,447,976.70	-	- 295,447,976.70
7073	HOSPITAL SERVICES	508,600,000.00	508,600,000.00	-	795,128,422.65	156.3%	- 286,528,422.65
70731	GENERAL HOSPITAL SERVICES	-	-	-	795,128,422.65	-	- 795,128,422.65
70732	SPECIALIZED HOSPITAL SERVICES	508,600,000.00	508,600,000.00	-	-	0.0%	508,600,000.00
7074	PUBLIC HEALTH SERVICES	-	-	-	35,290,000.00	-	- 35,290,000.00
70741	PUBLIC HEALTH SERVICES	-	-	-	35,290,000.00	-	- 35,290,000.00
7076	HEALTH N.E.C.	75,000,000.00	75,000,000.00	-	129,992,584.00	173.3%	- 54,992,584.00
70761	HEALTH N.E.C.	75,000,000.00	75,000,000.00	-	129,992,584.00	173.3%	- 54,992,584.00
708	RECREATION, CULTURE AND RELIGION	97,500,000.00	97,500,000.00	9,500,000.00	344,581,748.80	353.4%	- 247,081,748.80
7081	RECREATIONAL AND SPORTING SERVICES	16,000,000.00	16,000,000.00	9,500,000.00	229,105,000.00	1431.9%	- 213,105,000.00
70811	RECREATIONAL AND SPORTING SERVICES	16,000,000.00	16,000,000.00	9,500,000.00	229,105,000.00	1431.9%	- 213,105,000.00
7082	CULTURAL SERVICES	1,000,000.00	1,000,000.00	-	31,800,000.00	3180.0%	- 30,800,000.00
70821	CULTURAL SERVICES	1,000,000.00	1,000,000.00	-	31,800,000.00	3180.0%	- 30,800,000.00
7083	BROADCASTING AND PUBLISHING SERVICES	65,500,000.00	65,500,000.00	-	73,226,748.80	111.8%	- 7,726,748.80
70831	BROADCASTING AND PUBLISHING SERVICES	65,500,000.00	65,500,000.00	-	73,226,748.80	111.8%	- 7,726,748.80
7084	RELIGIOUS AND OTHER COMMUNITY SERVICES	15,000,000.00	15,000,000.00	-	10,450,000.00	69.7%	4,550,000.00
70841	RELIGIOUS AND OTHER COMMUNITY SERVICES	15,000,000.00	15,000,000.00	-	10,450,000.00	69.7%	4,550,000.00
709	EDUCATION	731,318,544.50	731,318,544.50	4,900,000.00	11,661,845,023.32	1594.6%	- 10,930,526,478.82
7091	PRE-PRIMARY AND PRIMARY EDUCATION	-	-	-	1,739,752,018.74	-	- 1,739,752,018.74
70912	PRIMARY EDUCATION	-	-	-	1,739,752,018.74	-	- 1,739,752,018.74
7092	SECONDARY EDUCATION	42,000,000.00	42,000,000.00	-	122,050,000.00	290.6%	- 80,050,000.00
70921	LOWER SECONDARY EDUCATION	-	-	-	32,937,500.00	-	- 32,937,500.00
70922	UPPER-SECONDARY EDUCATION	42,000,000.00	42,000,000.00	-	89,112,500.00	212.2%	- 47,112,500.00
7093	POSTSECONDARY NONTERTIARY EDUCATION	-	-	-	9,285,775.00	-	- 9,285,775.00
70931	POST-SECONDARY NON-TERTIARY EDUCATION	-	-	-	9,285,775.00	-	- 9,285,775.00
7094	TERTIARY EDUCATION	111,560,000.00	111,560,000.00	3,000,000.00	9,766,782,229.58	8754.7%	- 9,655,222,229.58
70941	FIRST STAGE OF TERTIARY EDUCATION	63,560,000.00	63,560,000.00	-	887,217,889.99	1395.9%	- 823,657,889.99
70942	SECOND STAGE OF TERTIARY EDUCATION	48,000,000.00	48,000,000.00	3,000,000.00	8,879,564,339.59	18499.1%	- 8,831,564,339.59
7095	EDUCATION NOT DEFINABLE BY LEVEL	-	-	1,900,000.00	9,075,000.00	-	- 9,075,000.00

70951	EDUCATION NOT DEFINABLE BY LEVEL	-	-	1,900,000.00	9,075,000.00		-	9,075,000.00
7096	SUBSIDIARY SERVICES TO EDUCATION	-	-	-	8,000,000.00		-	8,000,000.00
70961	SUBSIDIARY SERVICES TO EDUCATION	-	-	-	8,000,000.00		-	8,000,000.00
7097	R & D EDUCATION	7,500,000.00	7,500,000.00	-	-	0.0%		7,500,000.00
70971	R & D EDUCATION	7,500,000.00	7,500,000.00	-	-	0.0%		7,500,000.00
7098	EDUCATION N.E.C.	570,258,544.50	570,258,544.50	-	6,900,000.00	1.2%		563,358,544.50
70981	EDUCATION N.E.C	570,258,544.50	570,258,544.50	-	6,900,000.00	1.2%		563,358,544.50
710	SOCIAL PROTECTION	1,449,500,000.00	1,449,500,000.00	74,725,499.91	170,150,487.91	11.7%		1,279,349,512.09
7102	OLD AGE	11,000,000.00	11,000,000.00	-	3,450,000.00	31.4%		7,550,000.00
71021	OLD AGE	11,000,000.00	11,000,000.00	-	3,450,000.00	31.4%		7,550,000.00
7103	SURVIVORS	-	-	-	20,450,000.00		-	20,450,000.00
71031	SURVIVORS	-	-	-	20,450,000.00		-	20,450,000.00
7104	FAMILY AND CHILDREN	1,358,500,000.00	1,358,500,000.00	-	48,874,988.00	3.6%		1,309,625,012.00
71041	FAMILY AND CHILDREN	1,358,500,000.00	1,358,500,000.00	-	48,874,988.00	3.6%		1,309,625,012.00
7105	UNEMPLOYMENT	80,000,000.00	80,000,000.00	-	-	0.0%		80,000,000.00
71051	UNEMPLOYMENT	80,000,000.00	80,000,000.00	-	-	0.0%		80,000,000.00
7109	SOCIAL PROTECTION N.E.C.	-	-	74,725,499.91	97,375,499.91		-	97,375,499.91
71091	SOCIAL PROTECTION N.E.C.	-	-	74,725,499.91	97,375,499.91		-	97,375,499.91

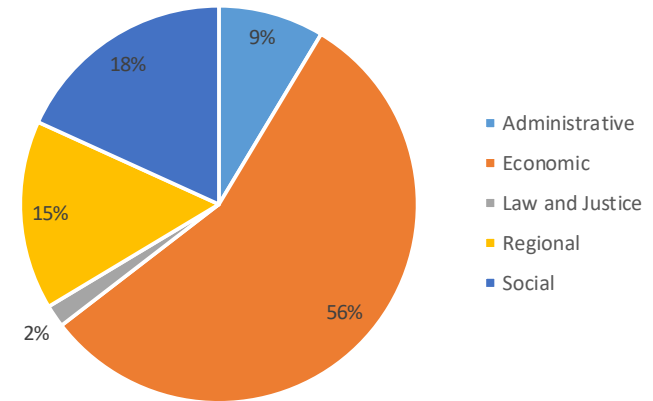
Quarterly Budget Performance Metrics 2023 Q4



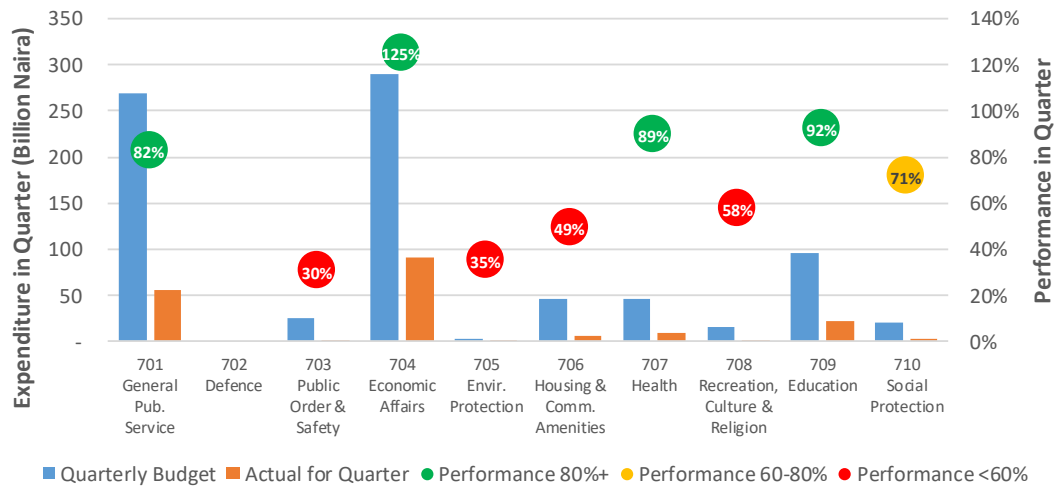
2023 Q4 Expenditure Performance by Main Sector



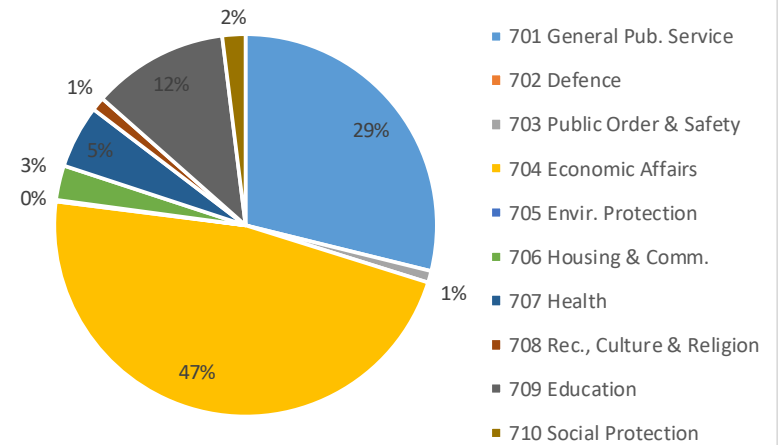
2023 Q4 Expenditure Composition by Main Sector

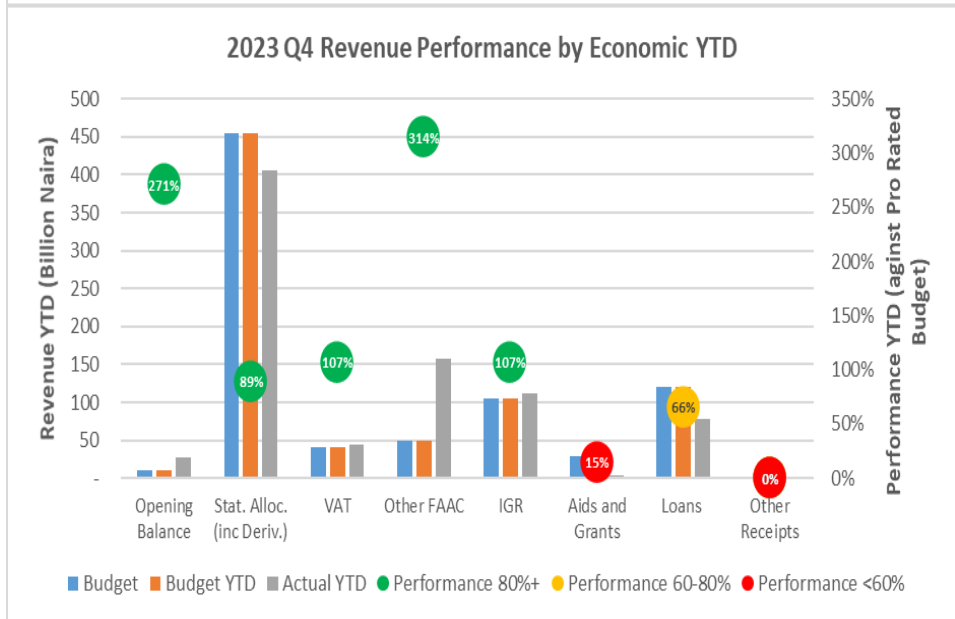
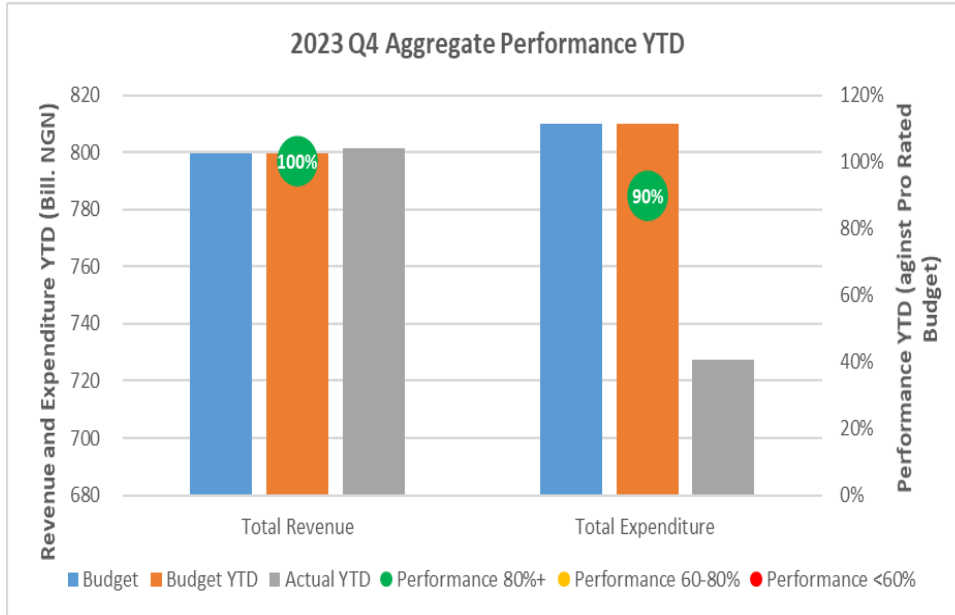


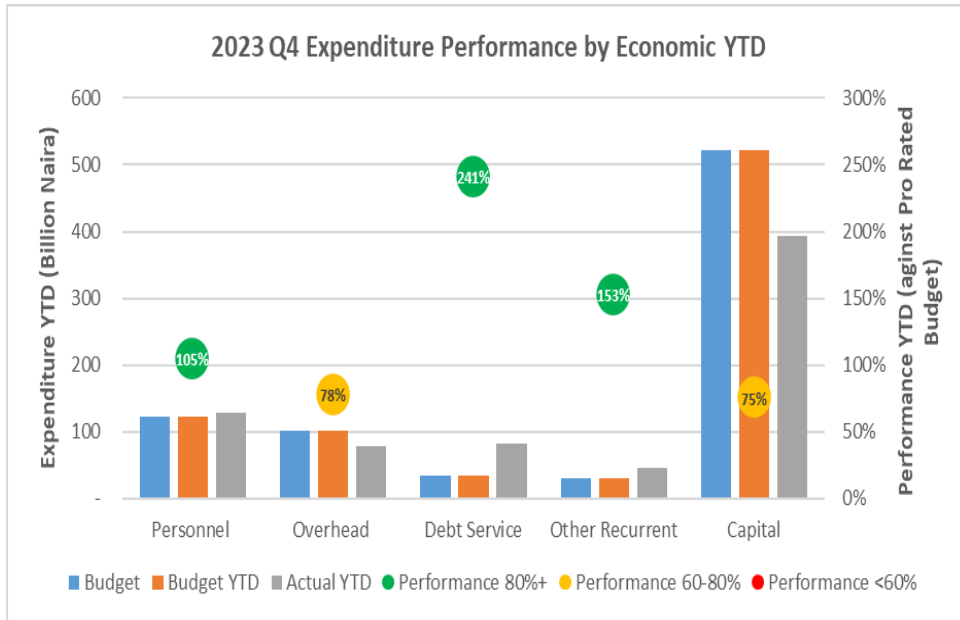
2023 Q4 Expenditure Performance by Function

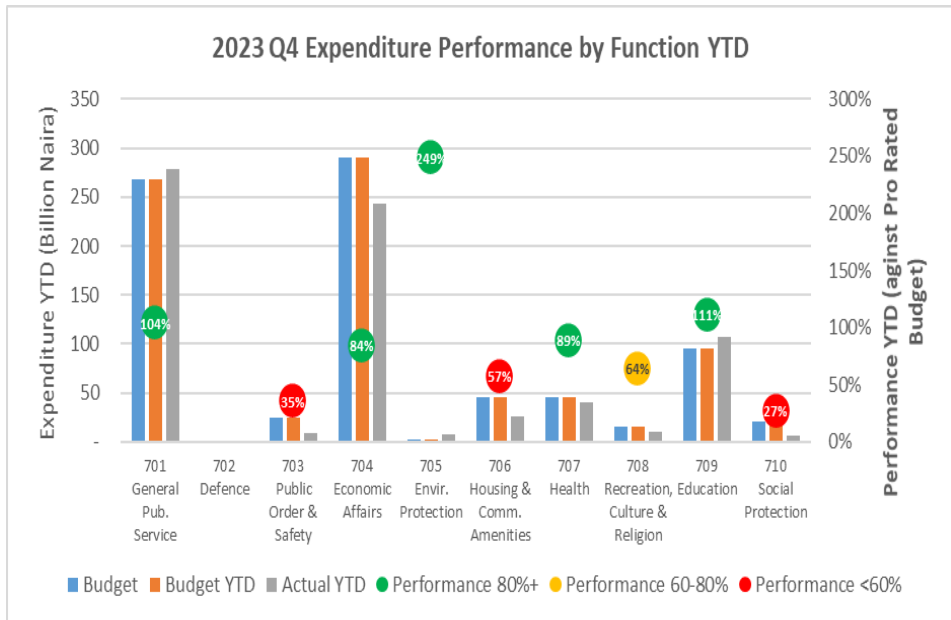
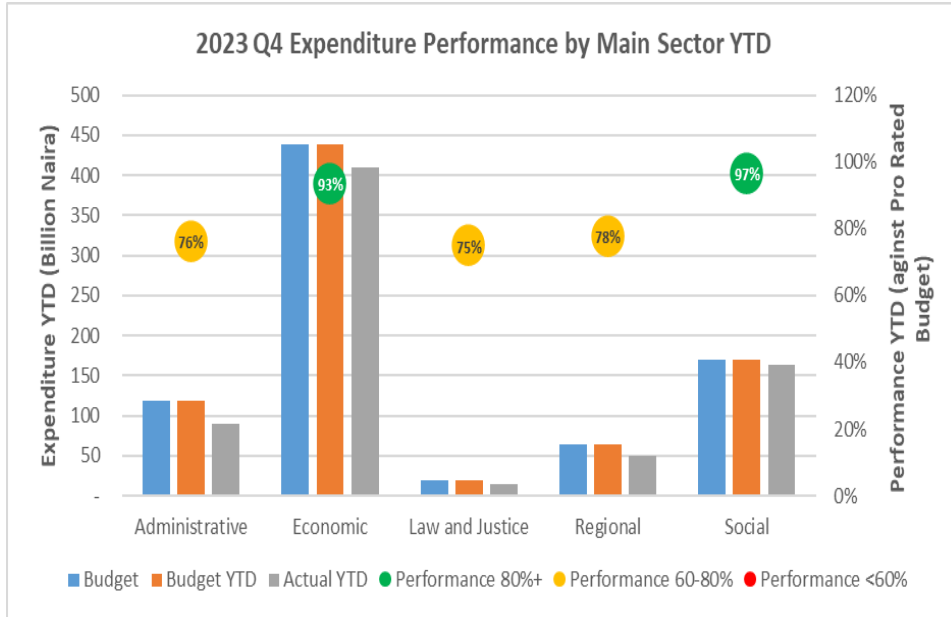


2023 Q4 Expenditure Composition by Function









FINAL BUDGET 2023			
DETAIL OF ITEM	APPROVED BUDGET 2023	APPROVED SUPPLEMENTARY BUDGET DURING THE YEAR (3RD QTR)	FINAL APPROVED BUDGET
REVENUE BUDGET			
Internally Generated Revenue	95,000,000,000.00	10,051,532,018.00	105,051,532,018.00
Statutory Allocation Including Mineral Rev.Derivation and Excess Crude	357,996,119,852.00	147,450,111,689.00	505,446,231,541.00
Value Added Tax	28,492,352,180.00	12,527,675,565.00	41,020,027,745.00
Other Capital Receipts/Miscellaneous	90,148,438,959.00	68,158,858,588.00	158,307,297,547.00
TOTAL REVENUE BUDGET	571,636,910,991.00	238,188,177,860.00	809,825,088,851.00
EXPENDITURE:			
Personnel Costs	91,035,657,320.00	18,356,741,975.00	109,392,399,295.00
Social Contribution	8,267,230,932.00		8,267,230,932.00
Social Benefit	5,008,000,000.00		5,008,000,000.00
Overhead Costs	82,543,259,293.25	32,480,697,750.00	115,023,957,043.25
Domestic Loan Repayment (Principal)	33,653,382,250.00	1,642,577,296.06	35,295,959,546.06
External Loan Repayment	300,000,000.00		300,000,000.00
Grants and Contribution	14,700,810,306.00		14,700,810,306.00
	235,508,340,101.25	52,480,017,021.06	287,988,357,122.31
CAPITAL	333,128,570,889.95	175,404,110,429.74	508,532,681,319.69
CONTIGENCY	3,000,000,000.00	-	3,000,000,000.00
	336,128,570,889.95	175,404,110,429.74	511,532,681,319.69
TOTAL BUDGET EXPENDITURE	571,636,910,991.20	227,884,127,450.80	799,521,038,442.00
NOTE: THE APPROVED SUPPLEMENTARY BUDGET WILL BE REALLOCATED TO SUB-SUB UNIT OF THE COMMITMENT ITEMS THAT HAVE BEING OVER-SPENT DURING THE FOURTH QUARTER 2023 BPR			